



University of Kyrenia
Faculty of Dentistry

CONTENTS**Pages**

1- Values, Vision and Mission	4
2- Academic Calendar 2017-2018	5-7
3- Location and Contact Numbers	8
4- Contact Details for Management Staff	8
5- Departments of Dentistry Faculty	9
6- Faculty Board	11
7- Academic Staff	12-13
8-General Information About Dentistry Education	14-16
9-Undergraduate Program	17-21
10-Academic Regulations for Undergraduate Student	22-36
11-Course Objectives and Contents	37-110
12-Information on the Higher Education System	111-113
13-Resumes of Academic Staff	114-207
14-Photos of Laboratories and Clinics	208-233

1. VALUES, VISION AND MISSION

The Faculty of Dentistry serves students, patients ,educators and the region through its commitment to enhancing oral health. Our values, define our role in improving the overall health of communities in Kyrenia.

Our Values; Compassion, Excellence, Equality, Trustworthiness, Innovation and Secularism.

Our Vision

The University of Kyrenia, Faculty of Dentistry will lead the profession in international dental education and outreach to provide comprehensive care for each patient.

Our Mission

The mission of the University of Kyrenia, Faculty of Dentistry is to advance health by: providing Preventive Dentistry , Educating internationally confident dentists, excellent communication skills, providing academical point of view to our patients, leading evidence based innovation and discovery, meeting the oral health workers needs post graduate , creating a culture that elevates human values and dignity, synchronised oral care into total health.

2. ACADEMIC CALENDAR 2017 - 2018

ACADEMIC CALENDAR 2017-2018	
3 July - 29 August 2017	Application, pre-registration and evaluation of applications for Postgraduate Programs
10 July 2017	Deadline for specifying courses (instructor, place, day and time) to be offered for Fall Semester and for submission to the Rectorate
25 July 2017	Announcement of courses (instructor, place, day and time) to be offered for Fall Semester
1 - 29 August 2017	Application for Fall Semester for Transfer Students
30 August 2017	National Holiday
FALL TERM	
5 September 2017	Announcement of Transfer Results
5 - 8 September 2017	Course Registration
5 - 8 September 2017	Faculty of Law Re-sit Exams
11 September 2017	Commencement of Classes
11 September 2017	English Proficiency Exam - Part I (Placement Test)
13 September 2017	Announcement of Midterm and Final Exam Schedule
15 September 2017	Postgraduate English Proficiency Exam
18 September 2017	Faculty of Law - Commencement of classes
25 September 2017	Deadline for course add-drop
6 October 2017	Deadline for Late Registration
13 October 2017	Deadline for course add-drop for new International students
20 October 2017	Deadline for course withdrawal
26 - 28 October 2017	DLC Midterm Exam
29 October 2017	National Holiday
30 October - 3 November 2017	Midterm Exams
15 November 2017	National Holiday
17 November 2017	Midterm Exams - Last day to enter SIS
20 - 22 November 2017	Midterm Make-up Exams
20 - 22 November 2017	DLC Midterm Make-up Exams
1 December 2017	Religious Holiday
4 December 2017	Deadline for specifying courses (instructor, place, day and time) to be offered for Spring Semester and for submission to the Rectorate
18 December 2017	Announcement of courses (instructor, place, day and time) to be offered for Spring Semester
20 December 2017	End of Classes
18 - 20 December 2017	DLC Final Exams
21 - 30 December 2017	Final Exams

25 December 2017	Religious Holiday
1 January 2018	New Year Holiday
2 - 26 January 2018	Application, preregistration and evaluation for Postgraduate Programs
5 January 2018	Final Exams-Last day to enter SIS
8 - 10 January 2018	Re-sit Exams
11 January 2018	Re-sit Exams - Last day to enter SIS
15 January 2018	Deadline for Submission of Letter Grades
15 - 28 January 2018	Application for Spring Semester Transfer
16 January 2018	End of Term
17 January 2018	Diploma Date and Graduation Ceremony
29 January 2018	Postgraduate English Proficiency Exam
SPRING TERM	
29 January 2018	Announcement of Transfer Results
29 - 31 January 2018	Course Registration
30 January 2018	English Proficiency Exam
1 February 2018	Commencement of Classes
2 February 2018	Announcement of Midterm Exam, Final Exam Schedule
2 February 2018	Announcement of DLC Midterm Exam Schedule
16 February 2018	Deadline for course add-drop
23 February 2018	Deadline for Late Registration
18 March 2018	Deadline for Course Withdrawal
22 - 24 March 2018	DLC Midterm Exam
26 - 31 March 2018	Midterm Exams
13 April 2018	Midterm Exam Last day to enter SIS
16 - 18 April 2018	Midterm Make-up Exams
16 - 18 April 2018	DLC Midterm Make-up Exam
23 April 2018	National Holiday
26 - 30 April 2018	Summer school application
1 May 2018	National Holiday
10 - 12 May 2018	DLS Final Exams
11 May 2018	End of Classes
14 - 23 May 2018	Final Exams
16 May 2018	Deadline for specifying courses (instructor, place, day and time)to be offered in Summer School and for submission to the Rectorate
19 May 2018	National Holiday
1 June 2018	Final Exams - Last day to enter SIS
4 -6 June 2018	Re-sit Exam
7 June 2018	Make-up Exam-Last day to enter SIS
7 June 2018	End of Term
7 June 2018	Deadline for Submission of Letter Grades
8 June 2018	Diploma Date and Graduation Ceremony

11 June 2018	Announcement of courses (instructor, place, day and time) to be offered for Summer School
SUMMER TERM	
25 - 16 June 2018	Course Registration
27 June 2018	Commencement of Classes
20 July 2018	National Holiday
1 August 2018	National Holiday
14 August 2018	End of Classes
15 - 17 August 2018	Final Exams
20 - 24 August 2018	Religious Holiday
28 August 2018	Final Exams - Last day to enter SIS
29 August 2018	End of Term
30 August 2018	National Holiday
31 August 2018	Diploma Date

3. LOCATION AND CONTACT NUMBERS

University of Kyrenia, Faculty of Dentistry, Şehit Yahya Bakır Sokak, Karakum

ZIP: 99320. Kyrenia / TRNC

Mersin 10 – Turkey

Tel: +90 392 650 26 00

Fax: +90 392 650 26 85

E-mail: info@kyrenia.edu.tr

4. CONTACT DETAILS FOR MANAGEMENT STAFF

Prof. Dr. Serap ÇETİNER

Dean

Chairperson - Department of Pedodontics

Tel: +90 392 650 26 00 / Ext. 4900

E-mail: serap.cetiner@kyrenia.edu.tr

Prof. Dr. Bahar GÜRSOY

Educational Coordinator of Faculty of Dentistry

Chairperson - Department of Oral and Maxillofacial Surgery

Tel: +90 392 650 26 00 / Ext. 4908

E-mail: bahar.gursoy@kyrenia.edu.tr

5. DEPARTMENTS OF DENTISTRY FACULTY

Department of Dento-Maxillo-Facial Radiology

Deals with the complaints, diagnosis and treatment plans of the patients with specific radiographic techniques.

Department of Periodontology

Periodontology is specialty of dentistry which encompasses the prevention, diagnosis and treatment of diseases affecting the supporting and surrounding tissues of the teeth or their substitutes, such as dental implants. The specialty also concerns itself with the maintenance of health, function and esthetics of these structures and tissues.

Department of Restorative Dentistry

Restorative dentistry deals with the prevention, diagnosis, treatment and prognosis of dental caries.

Department of Endodontics

Endodontics deals with variety of procedure including endodontic therapy, endodontic retreatment, surgery, treatment of crack tooth and dental trauma.

Department of Oral and Maxillofacial Surgery

Oral and maxillofacial surgery is the specialty of dentistry, which includes the diagnosis, surgical and adjunctive treatment of diseases, injuries and defects involving both the functional and esthetic aspects of the hard and soft tissues of the oral and maxillofacial region.

Department of Prosthodontics

Prosthetic dentistry is the art of rehabilitation concerned with construction of artificial appliances designed to restore and maintain oral function such as chewing, phonetics and esthetics by replacing missing teeth and sometimes other oral structures or parts of the face.

Department of Pedodontics

This department provides oral health care for infants, children and adolescents, including those with special health care needs.

Department of Orthodontics

Orthodontics is a specialty for the development, prevention, and correction of irregularities of the teeth, bite and jaw. Speech problems, syndromes related with head and face and cleft lip and palate are also in the area of orthodontics.

6. FACULTY BOARD

Prof. Dr. Serap ÇETİNER

Dean

Prof. Dr. Bahar GÜRSOY

Coordinator of Education

Prof. Dr. Onur ŞENGÜN

Prof. Dr. Füsun Şaziye ARAS

Prof. Dr. Veli Aslanalp

Assoc. Dr. Ana Cecilia ARANHA

Education and Coordination Committee:

Prof. Dr. Bahar GÜRSOY

Chair Person

Prof. Dr. Füsun Şaziye ARAS

Prof. Dr. Hamit Selim BOSTANCI

Prof. Dr. Ali Osman BENGİ

Prof. Dr. Veli ASLANALP

Asst. Prof. Dr. Zeynep YENEN

Asst. Prof. Dr. İffet YAZICI

Asst. Prof. Dr. Ali Sinan HORASAN

7. ACADEMIC STAFF

Prof. Dr. Serap ÇETİNER

Dean

Chairperson - Department of Pedodontics

Prof. Dr. Bahar GÜRSOY

Educational Coordinator of Faculty of Dentistry – Department of Oral and Maxillofacial Surgery

Prof. Dr. Onur ŞENGÜN

Department of Oral and Maxillofacial Surgery

Prof. Dr. Veli ASLANALP

Department of Endodontics

Prof. Dr. Ali Osman BENĞİ

Department of Orthodontics

Prof. Dr. Füsün Şaziye ARAS

Department of Pedodontics

Prof. Dr. Hamit Selim BOSTANCI

Department of Periodontology

Assoc. Dr. Ana Cecilia ARANHA

Department of Operative and Restorative Dentistry

Asst. Prof. Dr. Ali Sinan HORASAN

Department of Oral and Maxillofacial Radiology

Asst. Prof. Dr. Kani BİLGİNAYLAR

Department of Oral and Maxillofacial Surgery

Asst. Prof. Dr. Hayriye TÜMER

Department of Periodontology

Asst. Prof. Dr. Zeynep YENEN

Department of Operative and Restorative Dentistry

Asst. Prof. Dr. İffet YAZICI

Coordinator of Freshman Students - Department of Prosthetic Dentistry

Asst. Prof. Dr. Muharrem GÜVERCİN

Department of Oral and Maxillofacial Surgery

Asst. Prof. Dr. Yaşar Sanem TURAN GÜVERCİN

Department of Orthodontics

Res. Asst. Aida KURBANOVA

Department of Oral and Maxillofacial Radiology

Res. Asst. Pervin DABAJ

Department of Endodontics

Res. Asst. Tolga ŞAKAR

Department of Orthodontics

Res. Asst. Sıla KORUN

Department of Pedodontics

Res. Asst. Burcu GÜNAL ABDÜLJALİL

Department of Prosthetic Dentistry

Res. Asst. Berk KARADAĞLIOĞLU

Department of Operative and Restorative Dentistry

8. GENERAL INFORMATION ABOUT DENTISTRY EDUCATION

Approximately 100 students are admitted to the program every year. The language of instruction is both English and Turkish. Prior to entering the English Dentistry Program, students are admitted into the English Preparatory Course, if they cannot prove the level of English.

The main aim of the program is to offer a contemporary and life-long educational perspective on oral health, diagnosis, treatment and raising future dental surgeons from Turkey and all over the world at both independent and social levels. The program endeavors the opportunity to accrete both Turkish and Foreign dental surgeons at an international level; by offering them an education with the relative equipment in teaching them protective and curative dental health hence why the language of instruction of the program is in English. University of Kyrenia , Faculty of Dentistry provides an English education to a large number of foreign students and is a department in high demand.

After completing the Preparatory program in the 1st, Dentistry students are required to take 3 Years of Fundamental Medicine and 2 Years of Clinical Practice together with their Internship. They must sustain a CGPA of 2.00 every year and a CGPA of 2.00 at the end of the 5-year program. Furthermore, Dentistry students must have completed their 300 credits at the end of the 5-Year Program. Finally, students of the University of Kyrenia Faculty of Dentistry are obliged to successfully complete the Dentistry Undergraduate program by fulfilling the relevant courses, exams, clinical practices and internship outlined by the rules and regulations of the Faculty.

High-tech technologies are used in the education of theory, laboratory and clinical internship in the Faculty of Dentistry at University of Kyrenia. University of Kyrenia, Faculty of Dentistry Hospital is the first dentistry faculty hospital of Kyrenia, which has opened on the 5 th of October 2017.

Clinics of the dentistry faculty hospital are designed to serve with the latest technology, methods and materials. Up to date practice of modern dentistry like implantology, esthetic dentistry, preventive dentistry, sedation applications especially for patients with special needs are included in our clinic procedures. Units for disabled people is designed for patients with special needs, which is a drawback for the most hospitals. Dental digital tomography and digital monitorizing devices are designed to give less radiation to patients.

With its experienced Faculty members/lecturers and flourishing instructors, the Faculty's education coincides with the standards of the European Union Education System.

The programs strength offers immense opportunities to its students. These are: being amongst the programs that have high potential of admitting foreign students, the faculty being in the heart of the Turkish Republic of Northern Cyprus, having a fundamental background for scientific research, offering qualified psychological guidance and counselling to its students, offering the best medical care within the University Hospital and Dental Clinics/Surgeries, being experienced in its field, academically respected, offering the best education with its highly qualified and dynamic academicians, being able to easily attend to disabled patients, using the most up to date technology and offering its students the opportunity to receive an education in a well-established campus.

Graduates receive the title of Doctor of Dental Surgeon. They are able to work in Oral Health Care Hospitals, Oral Health Care Centres and Private Clinics. The demand for Dental Surgeons are growing. Oral Health has become one of the main health problems of the 21st Century especially when taking into account societies in developing countries which suffer the most.

Both the Pre-Clinical Laboratories and other labs accommodate up to 150 students.

There are 50 desktop computers and 5 laser scanners that are connected to the Faculty network as well as the internet. All Windows supported computers are equipped with the following programs for the usage of students: Word, Excell, Power Point, Access, Matlab, Visual Basic, Delphi, Visual C++, NET. Furthermore, there are 5 laser scanners

The University of Kyrenia Grand Library contains over 2367 units of Medical resources in addition to the resources available Online, i.e. Science Direct, Ebscoand ISI Web of Science.

Students admitted to the University of Kyrenia have access to many facilities on campus; such as a variety of canteens, cafeterias and food halls, a fitness centre, an Olympic swimming pool, open-air football field, basketball grounds and tennis courts.

9. UNDERGRADUATE PROGRAM

As advised before, the course descriptions and curriculum coincide with the standards of the European Union Education System. Dentistry students are required to complete their 300 credits at the end of the 5th year, and successfully completed their internship at the end of their 5th year.

FIRST YEAR					
COURSE CODE	COURSE NAME	PERIOD/WEEK	LAB/ PRACTICAL HOUR/ WEEK	CREDIT	ECTS
DHT 105	Turkish Language	2	2	3	2
DHD 108	Computer	2	2	3	4
DHD 113	Organic Chemistry and Biochemistry	2		4	8
DHD 118	Biophysics	2		2	6
DHD 115	Dental Morphology and Manipulation	2	4	6	14
DHD110	Physics	2	1	4	4
DHD 107	Physical Education and Sport I	2		2	2
DHD 112	Medical Biology and Genetics	3	1	4	8
DHD 109	Behavioral Science	2		2	2
DHD 111	Anatomy	2	1	3	8
DHD 101	Foreign Language (English)	2	2	3	2
Total Credits					60

SECOND YEAR					
COURSE CODE	COURSE NAME	PERIOD/WEEK	LAB/ PRACTICAL HOUR/ WEEK	CREDIT	ECTS
DHD 215	Restorative Dentistry	1	4	3	10
DHD 207	Anatomy	4	2	5	6
DHD 214	Histology	4	2	5	5
DHD 210	Prosthodontics	1	4	3	14
DHD 219	Basic Life Support	1	1	1	3
DHD 216	Physiology	4		4	4
DHD 213	Microbiology	4		4	4
DHD 217	Material Sciences	2		2	4
DHD 201	Foreign Language (English)	2		2	2
DHD 209	Endodontics	1	4	3	8
Total Credits					60
THIRD YEAR					
COURSE CODE	COURSE NAME	PERIOD/WEEK	LAB/ PRACTICAL HOUR/ WEEK	CREDIT	ECTS
DHD 310	Restorative Dentistry	2	4	4	10
DHD307	Orthodontics	2	2	3	5
DHD301	History of Dentistry	1		1	1
DHD316	Pharmacology	2		2	2
DHD 310	Prosthodontics	1	4	10	14

DHD 308	Oral Surgery	3		3	3
DHD 309	Endodontics	2	4	3	7
DHD 313	Dental Anesthesia	1	1	1	2
DHD 314	Oral Diagnosis and Radiology	3		3	4
DHD 318	Pathology	2		2	2
DHD 312	Periodontology	3		3	4
DHD 320	Pedodontics	2	2	3	4
DHD 319	Clinical Observation		2	1	2
Total Credits					60
FOURTH YEAR					
COURSE CODE	COURSE NAME	PERIOD/WEEK	LAB/ PRACTICAL HOUR/ WEEK	CREDIT	ECTS
DHD 414	Oral Diagnosis and Radiology	1	4	5	4
DHD 412	Periodontology	2	4	6	4
DHD 421	Public Oral and Dental Health	1		1	4
DHD 415	Prosthodontics	2	8	10	8
DHD 420	Pedodontics	2	4	6	4
DHD 422	Oral Pathology	1		1	3
DHD 417	Oral Biochemistry	1		1	2
DHD 418	Biostatistics	1		1	2
DHD 408	Oral Diseases	2		2	3

DHD 409	Endodontics	2	4	6	5
DHD 407	Orthodontics	2	4	6	4
DHD 410	Restorative Dentistry	2	4	6	5
DHD 416	Oral Surgery	2	8	10	8
DHD 423	Topographic Anatomy	1		1	2
DHD 413	Oral Microbiology	1		1	2
Total Credits					60
FIFTH YEAR					
COURSE CODE	COURSE NAME	PERIOD/W EEK	LAB/ PRACTICAL HOUR/ WEEK	CREDIT	ECTS
DHD 502	Oral Surgery	1		1	2
DHD 517	Maxillofacial Surgery	1		1	2
DHD 504	Deontology and Ethics in Dentistry	1		1	1
DHD 501	First Aid and Emergency Treatment	1	1	1	1
DHD 509	Internal Medicine	1		1	1
DHD505	Ophtalmology	1		1	1
DHD 503	Research Techniques and Presentation	1		1	1
DHD 506	Oral Implantology	1		1	2
DHD510	Maxillofacial Prosthetics	1		1	2
DHD511	Office Management and Ergonomy	1		1	1
DHD 508	Public Oral and Dental		4	2	2

	Health				
DHD 513	Otorhinolaryngology	1		1	1
DHD 514	Psychiatrics – Neurology	1		1	1
DHD 515	Dermatology	1		1	1
DHD 516	Forensic Medicine	1		1	1

10. ACADEMIC REGULATIONS FOR UNDERGRADUATE STUDENTS

ARTICLE I – AIM

The aim of this regulation is to set the principles to be applied at student registration, education-training programmes and examinations of the University of Kyrenia Faculty of Dentistry.

ARTICLE II – DEFINITIONS

The definitions in this article are as follows:

- (a) Board of Directors: The Board of Directors at the Faculty of Dentistry.
- (b) Advisor: The lecturers that are designated by the Department and assigned by the Board of Directors in order to deal with educational and other problems of the students.
- (c) Course Credits:
 - 1 Credit: One hour theoretical course and/or seminar in one term.
 - 2 Credits: Two hour laboratory, workshop clinical research, practical and other activities such as research, trips, homework, individual study, preparation for exams, environmental and Library surveys, graduation thesis, project etc.
- (d) Compulsory Course: The course which is foreseen as compulsory in the Faculty Programme.
- (e) Elective Course: Courses that the students elect to take as Programme Dependent Electives and Free Electives. This does not include compulsory courses. The student can choose these courses from the “elective courses list” offered by the Faculty.
- (f) Prerequisite Course: The student must pass this course in order to proceed to the next stage.
- (g) Non-prerequisite Course: Students are not required to pass this course in order to proceed with the next stage.

ARTICLE III – TYPES OF EDUCATION-TRAINING

The type of education is formal.

ARTICLE IV – ACADEMIC TERMS

Classes commence in accordance with the academic calendar as determined by the Rectorate of University of Kyrenia. The Faculty submits the academic calendar covering re-registration, instruction, examinations, mid-term and summer term periods to the Rectorate every year in the month of May.

Educational periods specified in the academic calendar are determined on an “annual” basis. Upon confirmation from the Board of Directors and the Senate, some courses can be instructed per term. The academic year consists of two terms (16 weeks); “Fall Term” and “Spring Term”. If deemed necessary, the Board of Directors of University of Kyrenia may extend or reduce the duration of the terms.

ARTICLE V – DURATION OF EDUCATION

The duration of education is 5 years. The maximum education duration prescribed by the Faculty is 8 years. Absent periods by the students that have been approved by the Committee of the Faculty are not taken into consideration in the calculation of these durations.

Medium of Instruction: The medium of instruction is Turkish. International students must provide proof of Turkish Proficiency.

ARTICLE VI – ARRANGEMENT OF EDUCATION-TRAINING PROGRAMMES

The Faculty consists of theoretical and applied compulsory courses, elective courses, seminars, internships, practices, clinical workshops and laboratory studies. Other activities such as research, trips, homework, individual study, preparation for examinations, environmental and Library surveys, graduation thesis and projects also form part of the programme.

The distribution of the compulsory theoretical and applied courses and the amendments are organised upon the request of the Department and submitted for the approval of the Senate. The elective courses that are available for the terms are dependent on the request of the Department and the approval of the Senate.

The lecturers, courses and implementation schedules are declared at the beginning of each term following the organisation by the Board of Directors. “Turkish Language” is joint compulsory courses for both Turkish and TRNC (Turkish Republic of Northern Cyprus) citizens; whereas “Foreign Language” is a joint compulsory course for all students. “Physical Education” and “Fine Arts” are optional courses and students can choose one of them.

“Turkish Language”; courses are 2 hours per week, “Fine Arts” and “Physical Education”; courses are 1 hour per week. These aforementioned courses cover two terms. “Foreign Language” course is taught for four consecutive terms in departments where the duration of education is at least four years and this course should cover at least 224 hours in total.

“Turkish Language” and “Foreign Language” courses can only be completed on the condition that the student passes the examinations held during the academic terms.

ARTICLE VII – COURSE CREDIT VALUE

The course credit value is equivalent to the theoretical hours in a week and half of the weekly hours of practical, laboratory, workshops, clinical studies and other activities. One hour theoretical courses, two hour practical courses, two hours laboratory, workshops, clinical studies and other activities (research, trips, homework, individual study, preparation for examinations, environmental and Library surveys, graduation thesis, project etc.) are equal to “one credit”.

Within the framework of the principles of this regulation, credit values are equivalent to the European Credit Transfer System (ECTS) which is organised under a different Directive.

The optional “Fine Arts” and “Physical Education” courses do not have any credits.

ARTICLE VIII – COURSE REGISTRATION AND TRANSFER SYSTEM

On the condition that students obtain prior permission from the Dean of the Faculty of Dentistry, they can transfer from their previous higher education institution. In accordance with Article XI of this regulation, the course transfer system is evaluated on the basis of grade intervals that are equivalent to the letter grading system or in terms of the coefficient system.

Transfer students must apply to the Dean of the Faculty with their transcripts one month prior to the start of term in order to be exempted from the courses they succeeded in at their previous University. The grades for the exempted courses that are converted into Exemption Grades specified in Article XI of this regulation are shown in a separate part on the transcript. The exempted courses cannot be repeated and included in the academic average.

ARTICLE IX – REGISTRATION CONDITIONS

Undergraduate programmes consist of compulsory and optional courses. Students are required to take all compulsory courses.

ARTICLE X – EXAMINATIONS AND EVALUATION

There are 7 types of examinations at University of Kyrenia; mid-term exams, final exams, internship exams, re-sit exams, make-up exams, exemption exams and failed exams from previous terms. These exams can be written, oral or both written and oral and/or practical. The time and place of the exams are determined by the Dean of the Faculty and announced at least

one week before the exams. On the exam day, students must be at the exam place on time with their ID cards and other required documents.

When the Board of Director's deem it to be necessary, exams can be held at the weekends provided it is not a national or religious holiday. During the evaluation, if it is decided that a student has cheated, s/he will be considered to have failed the exam and upon the application of the related lecturer to the Dean of the Faculty, the University will take action against them in accordance with the "Higher Education Institutions Student Disciplinary Regulations".

Exam results and certificates are submitted to the registration office of the Faculty within 15 days starting from the date of the exam. The exam papers are archived for 2 years at the faculty.

Mid-term Exam: The number, scope, form and evaluation features of the mid-term exams are specified upon the decision of the Faculty Committee considering that at least one mid-term exam will be held during the term.

Homework, projects and similar subjects given within the framework of a course can be counted as a mid-term exam.

The students cannot sit more than two mid-term exams during an exam day. Those who do not attend a mid-term exam will be considered to have failed the exam.

Final Exam: The final exam of a course is held at the time and place determined by the Faculty Committee. In order to take the final exams the student should;

- (a) Renew their registration
- (b) Continue with at least 70% of their theoretical courses
- (c) Attend at least 80% of their practical courses
- (d) Succeed in their practicals

The final exams of term based “basic medicine” and “clinical” courses are held at the end of each term.

With regards to the final exams of the clinical courses (Oral and Maxillofacial Surgery, Oral and Maxillofacial Radiology, Endodontics, Orthodontics, Pedodontics, Periodontology, Prosthetic Dentistry, Restorative Dentistry), practical exams form the basis for the theoretical exam. 40% of the mid-term exam average and 60% of the final exam average are considered as the success rate of the final exam and this result shows the academic success of the student.

Internship Exam: The related department holds a theoretical and/or practical exam within the framework of determined principles. The theoretical exam can be both written and/or oral.

Re-sit Exam: Re-sit exams are held at least 15 days after the completion of the final exams. Re-sit exams are held following the completion of all courses and internships within the specific term in accordance with the criteria set by the Department. Students who fail their exam or want to increase their grades can take the re-sit exam. The re-sit exam is held both theoretically and/or practically. The theoretical re-sit exam can be written and/or oral. Re-sit exams can be counted as the final exam held at the end of the term. 40% of the mid-term exam average and 60% of the re-sit exams are considered as the final exam success rate.

Students who fail the re-sit exam must register to take the failed courses in the following term. Last year students who fail the re-sit exam repeat their internships. The students cannot take more than one internship within the same period of time.

Students whose cumulative grade point average is below 2.00 and who attended classes regularly can take re-sit exams in order to increase their grades.

Make-up Exam: Excuses can be considered for mid-term exams and final exams. In order to be excused, the student should submit a document proving their reasons and the Faculty

Committee should approve them. If students have the chance to take the mid-term exam but could not take it, they are deemed to be excused. The students will then have another chance to take the exam on the date, place and time specified by the Faculty Dean. Re-sit exams cannot be held twice.

Students who have a report from the University of Kyrenia Hospital, the TRNC and Turkish Republic National and University Hospitals in accordance with the Medicosocial Central Health Services and Aid Implementation Principles and Norms, can submit their approved report to the Faculty Dean within 10 working days commencing from the expiration of the report. Within that period of time, the student is deemed to be excused and does not have to take exams during his/her excused days. The student can however take make-up exams following the expiration date of the report. Medical reports do not affect the attendance of the students.

Foreign Language Exemption Exam: The Faculty does not have a compulsory preparatory year but for the newly registered students, the Dean of the Faculty will organize a foreign language exemption exam at the beginning of the term. The principle of this exemption exam is arranged according to “the University of Kyrenia Education-Training Regulation”.

Failed Exams from Previous Terms: When last year students who attended the classes regularly but failed only one course apply with a petition, they will have the chance to take an exam for that single course before the following term commences.

Non-prerequisite Courses: Medical Biology and Genetics, Behavioral Science, Computer, Physics, Biophysics, Physiology, Histology, Basic Life Support are non-prerequisite courses. Non-prerequisite courses must be completed on the condition that students are successful in the exams before taking their 4th year clinical studies. If students fail these courses, they cannot proceed to the 4th year.

Prerequisite Courses:

MUST PASS IN ORDER TO PROCEED

1st Year Anatomy Course 2nd Year Anatomy Course

2nd Year Anatomy Course 4th Year Topographical Anatomy Course

1st Year Chemistry and Biochemistry 4th Year Dental Biochemistry

2nd Year Microbiology 4th Year Oral Microbiology

3rd Year Pathology 4th Year Oral Pathology

1st Year Dental Morphology and Manipulation 2nd Year Prosthetic Dentistry

2nd Year Prosthetic Dentistry 3rd Year Prosthetic Dentistry

2nd Year Restorative Dentistry 3rd Year Restorative Dentistry

The students must pass 3rd year Oral and Maxillofacial Surgery, Oral and Maxillofacial Radiology, Dental Anesthesia, Endodontics, Orthodontics, Pedodontics, Periodontology, Prosthetic Dentistry, Restorative Dentistry, History of Dentistry, Pharmacology and Pathology in order to proceed with the 4th year courses.

The students must pass Oral and Maxillofacial Surgery, Oral and Maxillofacial Radiology, Dental Anesthesia, Endodontics, Orthodontics, Pedodontics, Periodontology, Prosthetic Dentistry, Restorative Dentistry, Social Mouth and Dental Health, Dental Biochemistry, Oral Microbiology, Topographical Anatomy, Oral Pathology, Biostatistics in order to proceed with the 5th year courses.

ARTICLE XI – SUCCESS GRADES

40% of the mid-term exam average and 60% of the final exam average will be considered as the success rate of that specific course at the end of the term. The letter grade system is as follows;

POINTS LETTER GRADE CREDIT

90-100 AA 4.0

85-89 BA 3.5

80-84 BB 3.0

70-79 CB 2.5

60-69 CC 2.0

55-59 DC 1.5

50-54 DD 1.0

40-49 FD 0.5

39 and below FF 0

ARTICLE XII – ACADEMIC SUCCESS GRADE AVERAGES

The academic success rate average is calculated at the end of each academic year. Initially, to calculate the academic success grade average of a year; the annual grade coefficients of the student are multiplied by the credit values of those courses in order to find the total credits. In the second step, the total credits of those annual courses are divided into the total credit values.

The general academic success grade average is calculated in the same way mentioned above, yet in order to calculate the general academic success grade average, the total academic years of the student starting from his/her registration date are considered.

ARTICLE XIII – SUCCESS RATES

In order for a student to be considered as successful, their annual academic success rate or general academic success rate must be at least 2.00 GPA. Students who achieve a success rate of 2.00 or above will be considered as successful in that course; however this does not apply if they achieve grades (FD) and (FF).

Students who have an academic year success rate which is below 2.00 will be considered as successful if they achieve grades (CC) or above. Should students receive grades (DC or DD), they will be considered as unsuccessful. Students achieving (FD) and (FF) will be considered as unsuccessful.

ARTICLE XIV – GRADUATION DEGREE

Students who successfully complete their courses in accordance with this regulation and achieve a GPA rate of 2.00 or above will be entitled to receive a Graduation Degree.

ARTICLE XV – DEGREE HONOUR STUDENTS

Students who complete their undergraduate course and achieve a general academic success rate average of 3.50 or above will graduate as a 'High Honour Student'; and those who achieve a GPA of 3.00-3.49 will graduate as an 'Honour Student'.

ARTICLE XVI – APPEALS

After the exam papers have been submitted to the Dean and the results are published, unless there is a material error in the exam results, exam marks cannot be changed.

In the event there is a material error in the exam results, students can appeal to the Dean. However, the appeal has to be in writing and must be within 7 days of the publication of the results. Should the lecturer responsible for the course agree that there is a material error, the error is corrected and announced within 15 days at the latest.

ARTICLE XVII – ATTENDANCE

Attendance to classes, practical studies and examinations is compulsory. Student attendance is monitored by the Faculty. The Dean will evaluate all attendance records submitted by the Faculty and these records will be announced one week before the final exams.

Students who are more than 30% absent for theoretical course hours and 15% for practical course hours will not be able to take the regular exams or re-sit examinations of the courses.

Despite meeting the attendance requirements, students who fail the re-sit examinations and re-take the year once again will be required to attend the clinical classes and practical studies (Oral and Maxillofacial Diseases and Surgery, Department of Oral and Maxillofacial Radiology, Endodontics, Orthodontics, Pedodontics, Periodontology, Prosthodontics, Restorative Odontology). In respect of the other classes, students who meet the attendance requirements in the previous semester will not be required to attend classes, however they will still be required to enter the mid-term and final examinations.

ARTICLE XVIII – FREEZING OF REGISTRATON

Students who have a legitimate excuse not to register, attend classes, practical studies or examinations are entitled to freeze their registration provided their excuse is accepted by the University Senate. Students can continue with their education from the point where they left off.

Students are entitled to freeze their registration for a maximum of 2 years or 4 terms.

ARTICLE XIX – WITHDRAWAL

In the circumstances listed below, the Faculty will decide if students are to withdraw from the University:

- (a) As specified in the 2547 Higher Education Act, students who cannot complete their education within the specified period of study
- (b) Failing to attend classes at the end of the academic year
- (c) Removal from the Higher Education Institution in accordance with the Student Disciplinary Regulations
- (d) Deleting the student's name from the University Records upon the students' own request
- (e) Not being able to continue with his/her higher education due to the student's health as supported by a medical board report which is accepted by the Faculty Board of Directors.

ARTICLE XX – UNDERGRADUATE TRANSFER

Transfers to the University of Kyrenia Faculty of Dentistry are dependent upon the 'Higher Education Institutions Associate and Undergraduate Level Regulations concerning Transfer Students'.

ARTICLE XXI – REGISTRATION REQUIREMENTS

All applications for entrance and registration at University of Kyrenia are made at the students Registration Office. Application dates are announced by the University. Students must renew their registration within the time period specified by the University.

University of Kyrenia is a private institution. Annual tuition fees are determined at the beginning of each Academic Year by the University.

ARTICLE XXII – INVALID REGISTRATION

Using false or forged documents for registration is a reason to terminate the registration and initiate legal proceedings.

ARTICLE XXIII – EXEMPTIONS

Students who register at the Faculty may be exempted from the courses which they may have already taken and been successful in at another Higher Education Institution. Students can apply to be exempted at the beginning of the academic year. The Faculty will consider the application and decide on the exempted courses (if any) within 7 working days.

ARTICLE XXIV – RENEWAL OF REGISTRATIONS

Students must renew their registration for the fall and Spring Terms within the dates set by the University. Students who do not pay their tuition fees will not be able to renew their registration. Unless students have a reasonable and valid excuse not to renew their registration, they will be considered as unsuccessful for that academic term.

Students who do not renew their registration will not be given a student registration certificate.

ARTICLE XXV – DEGREES AND TITLES

The Degree awarded by the Faculty of Dentistry is a 5 year graduate degree. Graduate Students are entitled to use the titles indicated on their degrees.

The European Credit Transfer System (ECTS) credits can be found on the degree supplement as specified in the directive.

ARTICLE XXVI – GRADUATION

Students who fulfil the requirements and obligations specified in this Regulation are entitled to graduate from their program.

The graduation date specified on the degree and graduation documents will be the date the student completes the program which he/she is registered in.

ARTICLE XXVII – REGULATION OF GRADUATION DOCUMENTS AND DEGREES

Whilst degrees are being prepared, students will be given a temporary graduation document to be handed back upon collection of their degree. The graduation document will specify the students first name, surname, nationality, date and place of birth, the programme which the student has completed, the degree which the student is entitled to receive and the title which the student can use as well as a photograph of the student.

Graduation Documents are stamped and signed by the Dean of the Faculty.

University of Kyrenia Faculty of Dentistry Degrees are approved by the University Senate in accordance with the 'Degree Directive'. Degrees can only be issued once. In the event that a degree is lost, a substitute document will be prepared.

In order to issue students with a degree, students must pay their fees and meet their obligations.

Students must also return their student ID Cards. If they fail to do so, they will not be awarded with a graduate degree.

ARTICLE XXVIII – HEALTH SCIENCES ASSOCIATE DEGREE

Students who complete their classes within the first 2 years of their education but are unable to continue with their education, can be awarded with a Health Sciences Associate Degree in accordance with the 'Vocational School Adaptation Regulation' or the 'Students who are unable to complete their Undergraduate Degree Regulation'.

ARTICLE XXIX – ADDRESS DECLARATION AND NOTIFICATION

All announcements are sent as recorded mail to the address that the student declares during registration.

Students are required to fully declare their resident address. The Registrar's Office must be notified of any address changes. Students who provide an incorrect or incomplete address cannot claim they have not received an announcement.

ARTICLE XXX – ADAPTATION

In cases where previous Regulations are removed and adaptations are made to this regulation; if some provisions are missing, the Faculty Committee is entitled to decide on the relevant provision in accordance with the 2547 Regulation Act and/or other International Agreements.

ARTICLE XXXI – ENFORCEMENT

This Regulation comes into effect after it is approved by the University of Kyrenia Senate and once it is published on the Official University Website.

ARTICLE XXXII – IMPLEMENTATION

This Regulation is implemented by the University of Kyrenia Rector.

11. COURSE OBJECTIVES AND CONTENTS

University of Kyrenia Faculty of Dentistry (English Programme)

FIRST YEAR

SUBJECT CODE	DHD 115
SUBJECT NAME	Dental Morphology and Manipulation
SEMESTR	First Year
LECTURE TYPE	OBLIGATORY SUBJECT
WEEKLY LECTURE HOURS	2 Hours Theoretical 4 Hours Practical
ECTS CREDITS	14
SUBJECT CONTENT:	
<p>Oral cavity and morphological terms, Introduction to teeth, morphological terms, Dental Numbering Systems, FDI dental numbering system, Morphology of maxillary central, Morphology of maxillary lateral, Morphology of maxillary canine, Morphology of maxillary second premolar, <i>Morphology of maxillary first molar, Morphology of second premolar, Morphology of third molar, Morphology of mandibular central and lateral, Morphology of mandibular canine, Morphology of mandibular first premolar, Morphology of mandibular second premolar, Morphology of mandibular first molar, Morphology of mandibular second molar, Morphology of mandibular third molar, Assesment of teeth morphologically in the same and opposite dental arch, Definition of gypsum, kinds and uses of gypsum, Definition of wax, kinds of waxes, Wireworks, types of materials that can be used for wireworks, bending techniques, Definition and types of acrylic, Introduction and short history of prosthesis, Construction of dental models (for preparing prosthesis), Classification of partial edontulous dental arches, <i>Occlusal rims, denture bases and mounting casts on occlusor in partial dentures, denture bases and mounting casts on occlusor in total dentures, Definition of casting, sprue forming and properties of casting pathways, preparation of investment and cast metal alloy, Finishing and glazing procedures of cast metal restorations</i></i></p>	
TESTING AND EVALUATION	2 MIDTERMS 1 FINAL
LECTURE BOOK	
EDUCATION LANGUAGE	ENGLISH

SUBJECT CODE	DHD 109
SUBJECT NAME	Behavioral Sciences
SEMESTR	First Year
LECTURE TYPE	OBLIGATORY SUBJECT
WEEKLY LECTURE HOURS	2 Hours
ECTS CREDITS	2
SUBJECT CONTENT:	
Introduction to Behavioral Sciences, Cultural Anthropology, Ethnicity / Kinship, Religion / Rituals, The Social individual, Cognition / Social Behavior, Interpersonal / Group Interactions, The Science of Psychology , Biological Foundations of Behavior, Developmental Psychology, Theories of Personality, Learning / Behavior, Ethical issues.	
TESTING AND EVALUATION	1 MIDTERM 1 FINAL
LECTURE BOOK	Why Humans Have Cultures, Micheal Carridhers Psychology, Camille Wortman
EDUCATION LANGUAGE	ENGLISH

SUBJECT CODE	DHD 110
SUBJECT NAME	Physics
SEMESTR	First Year
LECTURE TYPE	OBLIGATORY SUBJECT
WEEKLY LECTURE HOURS	2 Hours Theoretical 1 Hours Practical
ECTS CREDİTS	4
SUBJECT CONTENT:	
<p>Measurement, vectors, kinematics, dynamics-Newton's laws, applications of Newton's laws, work and energy, conservation of energy, conservation of linear momentum, collisions, Electric charge and electric field, Gauss's law, electric potential and electric potential energy, capacitance and dielectrics, electric currents and resistance, direct current circuits and instruments, magnetism. Hormones Control of metabolism in living organism. Classification of hormones and general properties Metabolism of hormones and metabolic disorders</p>	
TESTING AND EVALUATION	1 MIDTERM 1 FINAL
LECTURE BOOK	Physics for Scientists and Engineers, Raymond A. Serway
EDUCATION LANGUAGE	ENGLISH

SUBJECT CODE	DHD 112
SUBJECT NAME	Medical Biology and Genetics
SEMESTR	First Year
LECTURE TYPE	OBLIGATORY SUBJECT
WEEKLY LECTURE HOURS	3 Hours Theoretical 1 Hours Practical
ECTS CREDITS	6
SUBJECT CONTENT:	
<p>Morphological and structural properties of the cell, Cell-cell communication and multicell organisms, Reproduction in organisms; Genetic material, structure and gene control , Mutations, Heredity and hereditary patterns; Human genetics, Reproduction in humans, Hereditary diseases,Cross-over of hereditary diseases and dentistry/dental problems. Molecular genetic and genetics methods and applications</p>	
TESTING AND EVALUATION	1 MIDTERM 1 FINAL
LECTURE BOOK	<p>The World of the Cell (7th Edition) Wayne M. Becker, Lewis J. Kleinsmith, Jeff Hardin, Gregory Paul Bertoni, Pearson International edition</p> <p>Molecular Biology of the Cell (5th Edition), Alberts, Johnson, Lewis, Raff, Roberts and Walter, Garland Science</p> <p>Genetics, Analysis and Principles (4th Edition), Robert Brooker, McGraw - Hill</p>
EDUCATION LANGUAGE	ENGLISH

SUBJECT CODE	DHD 108
SUBJECT NAME	Computer
SEMESTR	First Year
LECTURE TYPE	OBLIGATORY SUBJECT
WEEKLY LECTURE HOURS	2 Hours Theoretical 2 Hours Practical
ECTS CREDİTS	6
SUBJECT CONTENT:	
<p>Word: Toolbars identification, word-screen identification of the file open and save feature defining the word, the document yazmapowerpoint: File acme recording new slides, adding, SlideShow adjustment, toolbars identification, slide transitions between regulation, slides animation and adding pictures, excel: add milk, milk removal, open the excel file, the identification of the toolbar, add formulas in excel, make calculations by pillars in formulating, on the excel spreadsheet to create graphs and tables.</p>	
TESTING AND EVALUATION	1 MIDTERM 1 FINAL
LECTURE BOOK	
EDUCATION LANGUAGE	ENGLISH

SUBJECT CODE	DHD 113
SUBJECT NAME	Organic Chemistry and Biochemistry
SEMESTR	First Year
LECTURE TYPE	OBLIGATORY SUBJECT
WEEKLY LECTURE HOURS	2 Hours
ECTS CREDITS	6
SUBJECT CONTENT:	
<p>Biochemistry course contents, Structure of atoms and concept of molecule, General structure. Structure of C, H, O, S, N the other atoms, Hybridization, Chemical bonds, Descriptions, ionic, covalent and hydrogen bonds, Biological importance of hydrogen bonds, Organic reactions, Hydrocarbons, General description, rules of nomenclature, alkanes, Alkenes, alkynes, Organic acids and derivatives, Isomerisation of organic compounds, Aromatic hydrocarbons, Functional groups, Definition, alcohols, phenols, aldehydes, ketones, ethers, esters, Organic acids and derivatives, Organic sulphure compounds, Organic nitrogen compounds, Cancerogenic organic compounds, Organic compounds in live Vitamins, Description, classification, general properties, Water-soluble vitamins, Fat-soluble vitamins, Enzymes, Structure and classification, Enzyme kinetics, Description of coenzymes and classification, Enzymes in diagnosis and treatment, Bioenergetics, Carbohydrates, Description, classification, general properties, Carbohydrate metabolism and metabolic disorders, Alcohol metabolism and injuries, Lipids, Description, classification, general properties, Fatty acids metabolism and metabolic disorders, Cholesterol metabolism and metabolic disorders, Amino acids, Structure, classification, general properties, Proteins, Structure, classification, general properties, Protein and amino acid metabolism, Nucleic acids, DNA structure and properties, RNA structure, classification, functions, Protein bio-synthesis, Immunoglobulins, Water metabolism, Distribution of water in organism and metabolic importance, Water metabolism disorders, Mineral metabolism, Acid-alkali balance in human, Sodium, potassium, Chlorine, magnesium, ferrium, calcium, Phosphorus, zinc, and trace-elements.</p>	
TESTING AND EVALUATION	1 MIDTERM 1 FINAL
LECTURE BOOK	Student Handout
EDUCATION LANGUAGE	ENGLISH

SUBJECT CODE	DHT105
SUBJECT NAME	Turkish Language
SEMESTR	First Year
LECTURE TYPE	OBLIGATORY SUBJECT
WEEKLY LECTURE HOURS	2 HOURS
ECTS CREDITS	2
SUBJECT CONTENT:	
<p>Within the course of the language definition, characteristics, language-nation -language- thought and language- culture relationship, earth language , Turkish language among these languages place and historical development of the Turkish language audio features, audio highlights, spelling rules and practice , punctuation and application , world languages , languages of Turkish language and its place among families and property. Of the Turkish language to date historical development and the Turks Alphabets used, current texts accompanied nowadays Turkish issues, current text accompanied by "de" , " the " and "of" writing, compiled texts accompanied by Turkish spelling of words related problems (compound words , vowels and consonants compliance) , spelling rules. Some additional and prepositions spelling . Specific names , numbers , quotes writing of words . Where the use of uppercase and lowercase letters , spelling rules. Punctuation marks , punctuation importance for a language . Sample sentences on the implementation of these signs , spelling and punctuation rules related applications , Speech disorders , language mistakes related applications</p>	
TESTING AND EVALUATION	1 MIDTERM 1 FINAL
LECTURE BOOK	Student Handout
EDUCATION LANGUAGE	ENGLISH

SUBJECT CODE	DHD 118
SUBJECT NAME	Biophysics
SEMESTR	First Year
LECTURE TYPE	OBLIGATORY SUBJECT
WEEKLY LECTURE HOURS	2 Hours
ECTS CREDITS	4
SUBJECT CONTENT:	
<p>What is biophysics ? The famous physicist in history basic functions of biophysics molecular structure of liveing system matter: puresubstances and mixtures internal structure of the atom compounds and molecules atoms and molecules types of radioactivity types of radioactive decay molecular biophysics membrane structure membrane organization macromolecules ion channels the transport of substances in the cell membrane diffusion osmosis active transport nerve and muscle membrane potentials and action potentials contraction of skeletal muscle excitation of skeletal muscle stimulation and contraction of smooth muscle nervous system resting membrane potential electrical activity during stimulation of neuron electrical activity during inhibition of neuron electrical equivalent circuit model heart heart muscle: the heart as a pump the heart vales rhythmic stimulation of the heart electrocardiogram (ecg) biophysics of circulatory system circulatory system:medical physics of pressure, flow and resistance ability to tension cardiac output biophysics of respiratory system mechanics of lung ventilation pulmonary circulation dynamics physical principles of gas exchange physics of gas diffusion and gas partial pressure respiratory membrane diffusion of gases radiation types of radiation radiation terms the relationship between radiation units radiation sources radiation and environmental interactions biological effects of radiation acute and chronic radiation doses radiation protection.</p>	
TESTING AND EVALUATION	1 MIDTERM 1 FINAL
LECTURE BOOK	Student Handout
EDUCATION LANGUAGE	ENGLISH

SUBJECT CODE	DHD 101
SUBJECT NAME	Foreign Language
SEMESTR	First Year
LECTURE TYPE	OBLIGATORY SUBJECT
WEEKLY LECTURE HOURS	2 Hours Theoretical 2 Hours Practical
ECTS KREDİSİ	2
SUBJECT CONTENT:	
<p>The course aims to introduce students to an awareness of the basics of the English language in general. The objective of the course is to help students to achieve adequate mastery of the English language and to emphasize the development and improvement of written and oral communication abilities.</p>	
TESTING AND EVALUATION	1 MIDTERM 1 FINAL
LECTURE BOOK	Student Handout
EDUCATION LANGUAGE	ENGLISH

SUBJECT CODE	DHD 111
SUBJECT NAME	Anatomy I
SOMESTR	First Year
LECTURE TYPE	OBLIGATORY SUBJECT
WEEKLY LECTURE HOURS	2 Hours Theoretical 1 Hours Practical
ECTS CREDITS	8
SUBJECT CONTENT:	
Introduction to Anatomy,General Information- Bones, Joints, Muscles ,Upper Limbs ,Lower Limbs,Neurocranium,Viscerocranium,The Skull,The Superficial Structures of the Face,The Temporomandibular Joint,The Temporal Region,The Parotid Region ,The Infratemporal Fossa,The Pterygopalatine Fossa, The Anterior and Lateral Aspect of the Neck ,The Root of the Neck, The Suboccipital Region,The Thoracic Wall,The Heart and Pericardium,The Diaphragma,The Nose - Paranasal Sinuses,The Larynx,The Trachea,The Lungs and Pleura,The Mediastinum ,The Oral Cavity,The Muscles of Mastication	
TESTING AND EVALUATION	1 MIDTERM 1 FINAL
LECTURE BOOK	Gray's Anatomy for Students, Elsevier Clinical Anatomy for Medical Students, Richard Snell Clinically Oriented Anatomy. Moore KL. The Williams and Wilkind Company USA
EDUCATION LANGUAGE	ENGLISH

SECOND YEAR

SUBJECT CODE	DHD 217
SUBJECT NAME	Dental Materials
SEMESTR	Second Year
LECTURE TYPE	OBLIGATORY SUBJECT
WEEKLY LECTURE HOURS	2 Hours
ECTS CREDITS	4
SUBJECT CONTENT:	
Introduction to Dental Materials, Dental Cements, Glass Ionomer Cements, Resin Modified Glass Ionomer Cements, Compomers, Preventive Materials, Fluoriadated Gels, Pit and Fissure Sealants, Temporary Restorative Materials, Permanent Restorative Materials, Cavity Varnishes, Cavity Liners, Dental Amalgams , Resin Composites, Enamel and Dentin Adhesives, Hydrocolloid Impression Materials, Gypsum, Impression Compound,Zinc Oxide Eugenol Impression Material, ElastomericImpression Materials,Luting Cements, Dental Waxes, Acrylic Base Materials, Dental Ceramics (I), Dental Ceramics(II), Metal and Metal Alloys(I), Metal and Metal Alloys(II), Casting Materials, Dental Investment Materials	
TESTING AND EVALUATION	1 MIDTERM 1 FINAL
LECTURE BOOK	Student Handout
EDUCATION LANGUAGE	ENGLISH

SUBJECT CODE	DHD 213
SUBJECT NAME	Physiology
SEMESTR	Second Year
LECTURE TYPE	OBLIGATORY SUBJECT
WEEKLY LECTURE HOURS	4 Hours
ECTS CREDITS	4
SUBJECT CONTENT:	
<p>Introduction to Physiology, Organization of the Cell, Functional Systems of the Cell, Integration of Cell and Organ Systems, Membrane Physiology, Transport of Substance through Cell Membranes, Membrane Receptors, Second Messengers, Resting Membrane Potentials, Action Potentials, Roles of Ions During Action Potential, Excitable tissues, Neurons, Communication of the Neurons, Transmission of Impulses from Nerve Endings to Skeletal muscle Fibers, Neuromuscular Junction, Muscle Physiology-Skeletal Muscle, General Mechanism of Muscle Contraction, Physiology and Contraction of Smooth Muscle, Physiology and Contraction of Cardiac Muscle, Heart and Circulatory System, Specialized Excitatory and Conductive System of the Heart, Control of excitation and Conduction in the Heart, Electrocardiogram, Physical Characteristics of the Circulation, Basic Principles of Circulatory Function, Functions of the Arterial and Venous Systems, Local and Humoral Control of Tissue Blood Flow, Blood cells, Immunity, Hemostasis and Blood Coagulation, Blood Types, Physiologic Anatomy of the Pulmonary Circulatory System, Respiration, Physical Principles of Gas Exchange, Regulation of Respiration, General Principles of Gastrointestinal Function, Ingestion of Food, Secretory Functions of Alimentary Tract, Digestion, Absorption in the Gastrointestinal Tract, Body Fluids and Kidneys, Ultrafiltration and Urine Formation, Tubular Balance, Regulation of Sodium, Water and Glucose, Organization of Nervous System, Autonomic Nervous System, Sensory Receptors, Physiology of Pain, Motor and Integrative Neurophysiology, Central Nervous System, Special Senses-Vision, Special Senses-Hearing, Special Senses- Chemical senses, Introduction to Endocrinology, Pituitary Hormones, Thyroid Hormones, Adrenocortical Hormones, Endocrine Pancreas, Calcium Metabolism, Metabolism and Temperature Regulation.</p>	
TESTING AND EVALUATION	1 MIDTERM 1 FINAL
LECTURE BOOK	Student Handout
EDUCATION LANGUAGE	ENGLISH

SUBJECT CODE	DHD 214
SUBJECT NAME	Histology
SEMESTR	Second Year
LECTURE TYPE	OBLIGATORY SUBJECT
WEEKLY LECTURE HOURS	4 Hours Theoretical 2 Hours Practical
ECTS CREDITS	5
SUBJECT CONTENT:	
Cell muscle tissue, epithelial connective tissue , cartilage , bone tissue histological techniques , neural tissue preferred nervous system and sensory organs , blood tissue preferred circulatory system , respiratory system , the immune system , digestive system , endocrine system , general embryology .	
TESTING AND EVALUATION	1 MIDTERM 1 FINAL
LECTURE BOOK	Student Handout
EDUCATION LANGUAGE	ENGLISH

SUBJECT CODE	DHD 210
SUBJECT NAME	Prosthodontics
SEMESTR	Second Year
LECTURE TYPE	OBLIGATORY SUBJECT
WEEKLY LECTURE HOURS	1 Hours Theoretical 4 Hours Practical
ECTS CREDITS	14
SUBJECT CONTENT:	
<p>Classification of partially edentulous dental arches, Introduction to structural components of conventional partial prosthesis, Types and principles of retainers used for conventional partial prosthesis, Types, principles and uses of surveyor, Wrought- wire clasps and their construction techniques in conventional partial dentures, Principles of arranging teeth in conventional partial dentures, Waxing, investing and finishing procedures, Principles of repairs in removable partial dentures (Repairs of denture bases and teeth additions), relining and rebasing, Introducing types of crowns and their indications (Veneer crowns, partial crowns), Fundamentals of tooth preparation, Techniques for die construction, Mounting casts on a occlusor, General principles of full acrylic crowns, General principles of full crowns, cast metal full crowns, General principles of inleys and onleys, Introducing bridge kinds in fixed restorations, Indications of bridge restorations, Enamel, dentin and pulp reactions in tooth preparation, Temporary crowns and bridges, Assessment of anatomical structures in maxilla for the purpose of total denture, Assessment of anatomical structures in mandible for the purpose of total denture, <i>Enhanced polymerization methods in total dentures.</i></p>	
TESTING AND EVALUATION	2 MIDTERMS 1 FINAL
LECTURE BOOK	<p>Prosthodontic treatment for edentulous patients - George A. Zarb and Charles L. Bolender</p> <p>Contemporary fixed prosthodontics - Stephen F. Rosenstiel, Martin F. Land, Junhei Fujimoto</p> <p>Fundamentals of fixed prosthodontics - Herbert T. Shillingburg</p> <p>Stewart's Clinical Removable Partial Prosthodontics - Rodney Phoenix, David R. Cagna, Charles F. DeFreest</p>

	Dental Implants Prosthetics - Charles E. Misch Dental materials and their selection- William J. O'Brien Philips' Science of dental materials- Kenneth J. Anusavice
EDUCATION LANGUAGE	ENGLISH

SUBJECT CODE	DHD 215
SUBJECT NAME	Restorative Dentistry
SEMESTR	Second Year
LECTURE TYPE	OBLIGATORY SUBJECT
WEEKLY LECTURE HOURS	1 Hours Theoretical 4 Hours Practical
ECTS CREDITS	10
SUBJECT CONTENT:	
<p>Introduction to Restorative Dentistry, Histology of Enamel , Histology of Dentin , Histology of Cement, The principles of <i>Cavity Preparation, Class I Cavity Preparations, MO/DO Cavity Preparations, MOD Cavity Preparations, Black Class V Cavity Preparations, Theories of Dental Caries, Etiology of Dental Caries and Dental plaque</i>, Dental Instruments used in Restorative Dentistry, Dental Caries Morphology, Understanding Dental Caries: Basic and Clinical Aspects,<i>Diagnosis of Dental Caries,Complications of Dental Caries, Chemistry of Dental Caries,Functions of Saliva and its role in Dental Plaque and Caries formation.</i></p>	
TESTING AND EVALUATION	1 MIDTERM 1 FINAL
LECTURE BOOK	<p>1- Peter Jacobsen: <i>Restorative Dentistry: An Integrated Approach</i>, 2nd ed. Wiley-Blackwell, 2008</p> <p>2-Harald O. Heymann, Edward J. Swift Jr, Andre V. Ritter: <i>Sturdevant's Art and Science of Operative Dentistry</i>, 6thed. Mosby, 2012</p> <p>3-Thomas J.Hilton, Jack L. Ferracane, James Broome: <i>Fundamentals of Operative Dentistry: A Contemporary Approach</i>, 4th ed. Quintessence Publishing, 2013</p> <p>4- Linda Greenwall: <i>Bleaching Techniques in Restorative Dentistry</i>. 1st ed. Thieme Medical Pub 2001</p> <p>5- Michel Degrange and Jean-François Roulet: <i>Minimally Invasive Restorations with Bonding</i>. 1st ed. Quintessence Publishing,1997</p>

	<p>6-Graham J. Mount, and W.R. Hume: <i>Preservation and restoration of tooth structure 2nd ed. Knowledge Books and Software,2005</i></p> <p>7-Bernard Touati, Paul Miara, Dan Nathanson: <i>Esthetic dentistry and ceramic restorations. 1st ed. Martin Dunitz Ltd,1999</i></p> <p>8- George A. Freedman: <i>Contemporary Esthetic Dentistry, 1st ed. Elsevier Store, 2012</i></p> <p>9- David Ricketts, David W. Bartlett :<i>Advanced Operative Dentistry: A Practical Approach, 1st ed. Churchill Livingstone Elsevier, 2011</i></p> <p>10-Douglas A. Terry, and Willi Geller : <i>Esthetic and Restorative Dentistry: Material Selection and Technique 2nd ed. Quintessence, 2013</i></p> <p>11- Ole Fejerskov, Edwina Kidd: <i>Dental Caries: The Disease and Its Clinical Management, 2nd ed. Wiley-Blackwell, 2008</i></p> <p>12- Edwina A. M. Kidd: <i>Essentials of Dental Caries: The Disease and Its Management 3rd ed. Oxford University Press, 2005</i></p> <p>13-Jean-François Roulet, Michel Desgrange: <i>Adhesion – The Silent Revolution in Dentistry. 1st ed. Quintessence Publishing Company, 2000.</i></p>
EDUCATION LANGUAGE	ENGLISH

SUBJECT CODE	DHD 219
SUBJECT NAME	Basic Life Support
SEMESTR	Second Year
LECTURE TYPE	OBLIGATORY SUBJECT
WEEKLY LECTURE HOURS	1 Hours Theoretical 1 Hours Practical
ECTS CREDITS	3
SUBJECT CONTENT:	
Described by the U.S. Department of Anesthesiology and Reanimation course topics: Adult Basic Life Support, Pediatric Basic Life Support, Model practices on	
TESTING AND EVALUATION	1 MIDTERM 1 FINAL
LECTURE BOOK	Student Handout
EDUCATION LANGUAGE	ENGLISH

SUBJECT CODE	DHD 213
SUBJECT NAME	Microbiology
SEMESTR	Second Year
LECTURE TYPE	OBLIGATORY SUBJECT
WEEKLY LECTURE HOURS	4 Hours
ECTS CREDITS	4
SUBJECT CONTENT:	
<p>General Microbiology - Medical Microbiology , Microbial classification, nomenclature, sterilization , disinfection , antisepsis and Applications, host- microorganism relationships and flora, antibiotics, bacteriology , bacterial structure , bacterial cell wall, bacterial metabolism and reproduction, bacterial genetics , Dentistry important bacteria , Virology, virus classification , Structure, Replication, Viral diagnosis, Antivirals , Dentistry important viruses, Mycology , fungal classification , Structure, Growth , Dentistry important fungi, Parasitology, parasite classification , Structure, Growth , major parasite species , Immunology, Naturally- Acquired Immunity, antigens -microbial antigens, antigen Processing and Presentation, complement system , cytokines , antimicrobial immune response , Active and Passive immunization / Vaccines and Serums , from a professional standpoint that pose a risk of infection , HIV , HBV, HCV, tuberculosis , Legionnaires' disease .</p>	
TESTING AND EVALUATION	1 MIDTERM 1 FINAL
LECTURE BOOK	Student Handout
EDUCATION LANGUAGE	ENGLISH

SUBJECT CODE	DHD 201
SUBJECT NAME	Foreign Language
SEMESTR	Second Year
LECTURE TYPE	OBLIGATORY SUBJECT
WEEKLY LECTURE HOURS	2 Hours
ECTS CREDITS	2
SUBJECT CONTENT:	
The course builds on further improving the reading, writing, listening and speaking skills that students developed in ENG 101.	
TESTING AND EVALUATION	1 MIDTERM 1 FINAL
LECTURE BOOK	Student Handout
EDUCATION LANGUAGE	ENGLISH

SUBJECT CODE	DHD 207
SUBJECT NAME	Anatomy II
SEMESTR	Second Year
LECTURE TYPE	OBLIGATORY SUBJECT
WEEKLY LECTURE HOURS	4 Hours Theoretical 2 Hours Practical
ECTS CREDİTS	6
SUBJECT CONTENT:	
<p>The Pharynx The Anterior Abdominal, Wall The Peritoneum, The Greater and Lesser Omentum the liver and bile ducts the pancreas the spleen, The Vessels and the Nerves of Alimentary Tract The Portal System The Posterior Abdominal Wall, The Kidneys and Ureters The Urinary Bladder and UrethraThe Pelvis and PerineumThe Male Genital OrgansThe Female Genital OrgansIntroduction to Central Nervous System The Spinal Cord Medulla oblongata Pons Mesencephalon Cranial Nerves Cerebellum Diencephalon Otonomic Nerves System, Morphology of the Brain Hemispheres The Motor and Sensory Region of the Brain Hemispheres Dural Sinuses and Meninges The Brain Ventricles and CSF Rhinencephalon and Limbic System, The Vessels of the CNSThe Afferent Pathways of the CNS The Efferent Pathways of the CNS, The Orbit and its contents, The Eyeball and Visual Pathways, The Ear and Auditory Pathways, The Pituitary Gland (Hypophysis)The Thyroid Gland The Parathyroid Gland The Suprarenal GlandThe Thymus</p>	
TESTING AND EVALUATION	1 MIDTERM 1 FINAL
LECTURE BOOK	<p>Gray's Atlas of Anatomy, Editors: Drake, Vogl, Mitchell</p> <p>Gray's Anatomi Atlası, Editorler: Prof. Dr. Sezgin İlgi, Prof. Dr. Mehmet Yıldırım,</p> <p>Gray's Anatomy for Students, Elsevier</p> <p>Clinical Anatomy for Medical Students, Richard Snell</p> <p>Clinically Orianted Anatomy. Moore KL. The Williams and Wilkind Company USA</p>
EDUCATION LANGUAGE	ENGLISH

THIRD YEAR

SUBJECT CODE	DHD 310
SUBJECT NAME	Restorative Dentistry
SEMESTR	Third Year
LECTURE TYPE	OBLIGATORY SUBJECT
WEEKLY LECTURE HOURS	2 Hours Theoretical 4 Hours Practical
ECTS CREDITS	10
SUBJECT CONTENT:	
<p>Clinical Application Methods of Temporary Fillings, Clinical Application Techniques of Permanent Dental Restorative Materials, Clinical Application Techniques of Cavity Varnishes, Clinical Application Techniques of Cavity Liners, Clinical Application Techniques of Amalgams, Adhesion, Clinical Application Techniques of Adhesive Resins, Clinical Application Techniques of posterior resin composites, Clinical Application Procedures of Conventional Glass Ionomer <i>Cements</i>, Clinical Application Procedures of <i>Compomer</i> Restorations, Finishing and Polishing Techniques of Dental Amalgam Restorations, Finishing and Polishing Techniques of Resin Composite Restorations</p>	
TESTING AND EVALUATION	1 MIDTERM 1 FINAL
LECTURE BOOK	<p>1- Peter Jacobsen: <i>Restorative Dentistry: An Integrated Approach</i>, 2nd ed. Wiley-Blackwell, 2008,</p> <p>Harald O. Heymann, Edward J. Swift Jr, Andre V. Ritter: <i>Sturdevant's Art and Science of Operative Dentistry</i>, 6thed. Mosby, 2012-Thomas J.Hilton, Jack L. Ferracane, James Broome: <i>Fundamentals of Operative Dentistry: A Contemporary Approach</i>, 4th ed. Quintessence Publishing, 2013</p> <p>4- Linda Greenwall: <i>Bleaching Techniques in Restorative Dentistry</i>. 1st ed. Thieme Medical Pub 20015- Michel Degrange and Jean-François Roulet: <i>Minimally Invasive Restorations with</i></p>

	<p><i>Bonding. 1st ed. Quintessence Publishing,1997</i></p> <p>6-Graham J. Mount, and W.R. Hume: <i>Preservation and restoration of tooth structure 2nd ed. Knowledge Books and Software,2005,</i></p> <p>7-Bernard Touati, Paul Miara, Dan Nathanson: <i>Esthetic dentistry and ceramic restorations. 1st ed. Martin Dunitz Ltd,1999,8- George A. Freedman: Contemporary Esthetic Dentistry, 1st ed. Elsevier Store, 2012,9- David Ricketts, David W. Bartlett :Advanced Operative Dentistry: A Practical Approach, 1st ed. Churchill Livingstone Elsevier, 2011,10-Douglas A. Terry, and Willi Geller : Esthetic and Restorative Dentistry: Material Selection and Technique 2nd ed. Quintessence, 201311- Ole Fejerskov, Edwina Kidd: Dental Caries: The Disease and Its Clinical Management, 2nd ed. Wiley-Blackwell, 2008</i></p> <p>12- Edwina A. M. Kidd: <i>Essentials of Dental Caries: The Disease and Its Management 3rd ed. Oxford University Press, 2005</i>13- Jean-François Roulet, Michel Desgrange: <i>Adhesion – The Silent Revolution in Dentistry. 1st ed. Quintessence Publishing Company, 2000.</i></p>
EDUCATION LANGUAGE	ENGLISH

SUBJECT CODE	DHD 307
SUBJECT NAME	Orthodontics
SEMESTR	Third Year
LECTURE TYPE	OBLIGATORY SUBJECT
WEEKLY LECTURE HOURS	2 Hours Theoretical 2 Hours Practical
ECTS CREDITS	5
SUBJECT CONTENT:	
<p>What is orthodontics? What is the correlation between orthodontics and growth-development, Cephalometry and cephalometric analysis in orthodontic treatment, Orthodontic Anomalies, The effective factors on arising of malocclusions, Congenital anomalies Cleft-lip palate and craniofacial anomalies, The concept of normal in orthodontics, functional anatomy, Embryology, Sites and types of growth in the craniofacial complex, Terminology and basic principles of growth and development and Functional Matrix theory, Growth of cranial vault and cranial base, Growth and development, Prenatal and postnatal growth of mandible, Prenatal and postnatal growth of maxilla, Development of the deciduous and permanent dentition, Transition from the primary to the permanent dentition, Orthodontic diagnosis (in dental casts), Orthodontic tooth movement and histology of tooth movement, Skeletal anomalies (sagittal direction), Evaluation of respiratory dysfunctions, Hand and wrist, periapical x-, rays, occlusal x-rays and pictures, Orthodontic diagnosis and medical history, Orthodontic evaluation of the stomatognathic system, Hormones and habits.</p>	
TESTING AND EVALUATION	1 MIDTERM 1 FINAL
LECTURE BOOK	Contemporary Orthodontics - WR Proffit - Orthodontia
EDUCATION LANGUAGE	ENGLISH

SUBJECT CODE	DHD 312
SUBJECT NAME	Periodontology
SEMESTR	Third Year
LECTURE TYPE	OBLIGATORY SUBJECT
WEEKLY LECTURE HOURS	3 Hours
ECTS CREDITS	4
SUBJECT CONTENT:	
<p>The Historical Background of Periodontology, The Gingiva, The Tooth-Supporting Structures, Aging and the Periodontium, Classification of Diseases and Conditions Affecting the Periodontium, Epidemiology of Gingival and Periodontal Diseases, Microbiology of Periodontal Diseases, The Role of Dental Calculus and Other Predisposing Factors, Genetic Factors Associated with Periodontal Disease, Immunity and Inflammation: Basic Concepts, Microbial Interactions with the Host in Periodontal Diseases, Smoking and Periodontal Disease, Molecular Biology of the Host-microbe Interaction in Periodontal Diseases: Molecular Signaling, Aspects of Pathogen-mediated Bone Destruction in Periodontal Diseases, Host Modulation, Influence of Systemic Disease, Disorders and Stress on the Periodontium, Periodontal Medicine: Impact of Periodontal Infection on Systemic Health, Halitosis, Microbial Interactions with the Host in Periodontal Diseases, Smoking and Periodontal Disease, Molecular Biology of the Host-microbe Interaction in Periodontal Diseases: Molecular Signaling, Aspects of Pathogen-mediated Bone Destruction in Periodontal Diseases, Host Modulation, Influence of Systemic Disease, Disorders and Stress on the Periodontium, Periodontal Medicine: Impact of Periodontal Infection on Systemic Health, Halitosis, Defense Mechanisms of the Gingiva, Gingival Inflammation, Clinical Features of Gingivitis, Gingival Enlargement, Acute Gingival Infections, Gingival Diseases in childhood, Bone Loss and Patterns of Bone Destruction, Periodontal Response to External Forces, Desquamative Gingivitis, The Periodontal Pocket, Chronic Periodontitis, Necrotizing Ulcerative Periodontitis, Aggressive Periodontitis, Pathology and Management of Periodontal Problems in Patients with HIV Infection, Clinical Diagnosis, Radiographic Aids in the Diagnosis of Periodontal Disease, Advanced Diagnostic Techniques, Risk Assessment, Levels of Clinical Significance, Determination of Prognosis, The Treatment Plan, Rationale for Periodontal Treatment, Periodontal Therapy in the Female Patient, Periodontal Treatment of Medically Compromised Patients, Periodontal Treatment for Older Adults, Treatment of Aggressive and Atypical Forms of Periodontitis, Treatment of Acute Gingival Disease, Treatment of the Periodontal Abscess, Phase I Periodontal Therapy, Plaque Control for the Periodontal Patient.</p>	
TESTING AND EVALUATION	1 MIDTERM 1 FINAL
LECTURE BOOK	Newman MG, Takei HH, Carranza FA. Carranza's clinical periodontology. Ed 11 th. 2012 St. Louis,

	Missouri, Elsevier, Saunders Lindhe J, Lang NP, Karring T. Clinical periodontology and implant dentistry. Ed 5 th, 2008 Iowa Blackwell Publishing Berberođlu A Periodontoloji ders notları
EDUCATION LANGUAGE	ENGLISH

SUBJECT CODE	DHD 314
SUBJECT NAME	Maxillofacial Radiology
SEMESTR	Third Year
LECTURE TYPE	OBLIGATORY SUBJECT
WEEKLY LECTURE HOURS	3 Hours
ECTS CREDİTS	4
SUBJECT CONTENT:	
<p>Introduction to Radiology/Definitions, Introduction to Oral Diagnosis/Definitions, Radiation Physics, Anamnesis form/ techniques, Radiation Units/X-ray tube, Vital Signs, X-Rays, Patient History/Family History/chief symptom examination, Radiation Harmful effects I, Examination of Organ Systems I, Radiation Harmful effects II, Examination of Organ Systems II, Radiation Harmful effects III, Examination of Organ Systems III, Radiation Protection I, Examination of Organ Systems IV, Radiation Protection II, Examination of Organ Systems V, Dental Films, Examination of Organ Systems VI, Pain I, Pain II, Dark room/Processing solutions, Childhood Diseases, Intraoral Radiography Techniques I, Intraoral Radiography Techniques II, Radiographic Quality I, Radiographic Quality II, Processing and Image constitution, Examination Techniques, Extra oral Examination I, Extra oral Examination II, Extra oral Examination III, Extra oral Examination IV, Intraoral Examination I, Intraoral Examination II, Intraoral Examination III, Intraoral Examination IV, Anatomic Landmarks I, Anatomic Landmarks II, Artifacts I, Artifacts II, Paralactic Technique, Caries radiology, Periodontal Radiology I, Periodontal Radiology II, Periodontal Radiology III.</p>	
TESTING AND EVALUATION	1 MIDTERM 1 FINAL
LECTURE BOOK	Student Handout
EDUCATION LANGUAGE	ENGLISH

SUBJECT CODE	DHD 301
SUBJECT NAME	History of Dentistry
SEMESTR	Third Year
LECTURE TYPE	OBLIGATORY SUBJECT
WEEKLY LECTURE HOURS	1 Hour
ECTS CREDITS	1
SUBJECT CONTENT:	<p>Prehistoric Dentistry-Magical Medicine, Dentistry in Early High Cultures: Introduction, Egypt, Mesopotamia ,<i>Dentistry in Early High Cultures: Greek, Indian, China, America</i> , <i>Dentistry in Medieval-Medieval Islamic Medicine and Dentistry</i> ,<i>Dentistry in 16-17th Century, Renaissance and Dentist, 18th century: Dentistry becomes a scientific discipline</i> ,<i>History of Disputing with Infections and Its Effects to Dentistry</i></p>
TESTING AND EVALUATION	1 MIDTERM 1 FINAL
LECTURE BOOK	<p>Ring, Malvin E.: Dentistry an Illustrated History. St. Louis 1985. Proskauer, Curt; Witt, Fritz: Pictorial History of Dentistry.Köln 1962.</p>
EDUCATION LANGUAGE	ENGLISH

SUBJECT CODE	DHD 318
SUBJECT NAME	Pathology
SEMESTR	Third Year
LECTURE TYPE	OBLIGATORY SUBJECT
WEEKLY LECTURE HOURS	2 Hours
ECTS CREDITS	2
SUBJECT CONTENT:	
<p>introduction to pathology, overview of cellular responses to stress and noxious stimuli, cellular adaptations to stress, overview of cell injury and cell death, causes of cell injury, the morphology of cell and tissue injury, Mechanisms of cell injury, Examples of cell injury and necrosis, apoptosis, intracellular accumulations, pathologic calcification, cellular aging, acute and chronic inflammation overview of inflammation, morphologic patterns of acute inflammation, morphologic patterns of acute inflammation, chronic inflammation, systemic effects of inflammation, tissue repair: regeneration, healing, and fibrosis, the control of cell proliferation, the nature and mechanisms of action of growth factors, extracellular matrix (ecm) and cell-matrix interactions, cell and tissue regeneration, repair by connective tissue, cutaneous wound healing, pathologic aspects of repair, hemodynamic disorders, thrombosis, and shock, edema, hyperemia and congestion, hemorrhage, hemostasis and thrombosis, embolism, infarction, shock, neoplasia, nomenclature, characteristics of benign and malignant neoplasms, epidemiology, carcinogenesis: the molecular basis of cancer, etiology of cancer: carcinogenic agents, host defense against tumors: tumor immunity, clinical aspects of neoplasia, environmental and nutritional diseases, general mechanisms of toxicity, environmental pollution, effects of tobacco, effects of alcohol, injury by therapeutic drugs and drugs of abuse, injury by physical agents, nutritional diseases.</p>	
TESTING AND EVALUATION	1 MIDTERM 1 FINAL
LECTURE BOOK	<p>Kumar V Abbas AK, Aster JC. Robbins and Cotran Pathologic Basis of Disease, 9.th. ed. Saunders, 2015</p> <p>Mitchell RN, Kumar V, Abbas AK, Fausto N. Pocket Companion to Robbins and Cotran Pathologic Basis of Disease 7th ed. Elsevier Health Sciences 2006</p> <p>Kumar V, Abbas AK, Fausto N, Mitchell RN. Robbins Basic Pathology. 8th ed. Saunders, 2007</p>

EDUCATION LANGUAGE	ENGLISH
---------------------------	---------

SUBJECT CODE	DHD 308
SUBJECT NAME	Oral Surgery
SEMESTR	Third Year
LECTURE TYPE	OBLIGATORY SUBJECT
WEEKLY LECTURE HOURS	3 Hours
ECTS CREDİTS	3

SUBJECT CONTENT:

Introduction to oral surgery and history of oral surgery, The principles of surgery, Surgical approach of the medically compromised patients, Tooth extraction, endication, contrendications, Extraction techniques, complications, wound care, Developmental disorders, Lesions of hard dental tissues, Pulpal diseases, Periodontal diseases, Repeat of Surgical anatomia, Drugs in relation to oral surgery.

TESTING AND EVALUATION	1 MIDTERM 1 FINAL
LECTURE BOOK	<p>Daniel Buser.: 20 Years of Guided Bone Regeneration, second ed., Quintessence, 2009.</p> <p>Lewis.,Jordan.:A Colour Handbook of Oral Medicine,Manson ,2004</p> <p>Hoop.,Ellis., Tucker.:Contemporary Oral and Maxillofacial SURGERY,fifth ed., Mosby, 2008.</p> <p>Greenberg.,Glick., Ship.: Burket's Oral Medicine, 11th. Ed., BC Decker Hamilton, 2008.</p> <p>Michael S Block.: Colour Atlas of Dental Implant Surgery, third edith., Saunders, 2011</p> <p>Crispian Scully., Richard Welbury.: Color Atlas of Oral Diseases in Children and Adolescents, Wolfe, 1994.</p> <p>Anne Field., Lesley Longman.: Tildesley's Oral Medicine, Fifth Edith.,Oxford Univ. Press,2003.</p> <p>R A Cawson.,E W Odell.: Essentials of Oral</p>

	<p>Pathology and Oral Medicine, Churchill Livingstone, Six Edith., 1998.</p> <p>C Scully., R A Cawson.: Medical Problems in Dentistry, Wright PSG, 1982.</p> <p>Colby., Kerr., Robinson.: Color Atlas of Oral Pathology, Third Edith., J.B. Lippincot Company 1971.</p> <p>George Laskaris.: Pocket Atlas of Oral Diseases, Thieme, 1998.</p> <p>Robert P LANGLAIS., Craig S MILLER.: Colour Atlas of Common Oral Diseases, Lea and Febiger, London 1992.</p> <p>Meral ÜNÜR., Özen Doğan Onur.: Ağız Hastalıklarının Teşhis ve Tedavisi, Quintessence Yayıncılık Ltd., 2003.</p> <p>Kruger E., Worthington P.: Surgery in Dental Practice, Quintessence Publishing Co, 1981.</p> <p>Thoma K.: Oral Surgery, fifth edith., The C.V. Mosby, 1969.</p> <p>George Dimitroulis.: Handbook of Third Molar Surgery, Wright, 2001.</p> <p>H.C. Killey., GR Seward., LW Kay.: An Outline of Oral Surgery, Part 2, John Wright and Sons LTD., 1983.</p> <p>Peter Tetsch., Wilfried Wagner.: Operative Extraction of Wisdom Teeth, Wolfe Medical Publications Ltd., 1990.</p> <p>Eberhard Krüger., Philip Worthington.: Oral Surgery in Dental Practice, Quintessence, 1981.</p> <p>Benjamin J Ganj.: Atlas of Oral Surgery, The C.V. Mosby Comp., 1972.</p> <p>Neville.: Colour Atlas of Oral Pathology</p>
--	---

	<p>Antonio Cardesa., Piether Slootweg.:Pathology of the Head and Neck, Springer, 2006.</p> <p>Joseph A. Regezi.:Oral Pathology, Saunders,2003</p> <p>Bhaskar.SN.: Synopsis of Oral Pathology, fifth. Edith., The C.V.Mosby Company, 1977.</p> <p>J.Philip Sapp.,LR Eversole.,GP Wysocki.:Contemporary Oral and Maxillofacial Pathology, Second edith.,Mosby, 2004.</p> <p>Okeson.. Management of Temporomandibular Disorders and Occlusion,second edith.,The C.V.Mosby Comp.,1989.</p> <p>W.R.Tildesley.:Oral Medicine,third edith.,Oxford University Press,1989,</p> <p>J.R.Moore.,G.V.Gillbe.:Principles of Oral Surgery,third edith.,1981</p> <p>Scully.,Flint.,Bagan.,Porter.,Moos.:Oral and Maxillofacial Diseases,Fourth ed.Informa,2010,</p>
EDUCATION LANGUAGE	ENGLISH

SUBJECT CODE	DHD 313
SUBJECT NAME	Anesthesia
SEMESTR	Third Year
LECTURE TYPE	OBLIGATORY SUBJECT
WEEKLY LECTURE HOURS	1 Hour Theoretical 1 Hour Practical
ECTS CREDITS	2
SUBJECT CONTENT:	
<p>Introduction to anesthesia, use of leucoregional anesthesia in dentistry, The anatomy of the peripheral nerve, the physiology of the peripheral nerve conduction The innervation of the teeth N. Trigeminus (N. Maxillaris, N. Mandibularis), Anesthetics used in dentistry, classification, vasovasopressor used in local anesthetics, Techniques of local anaesthesia, Injection techniques, troncular anesthesia, Techniques of maxillary anesthesia, Techniques of mandibular anesthesia, Local and systemic complications related to local anesthesia, Leucoregional anesthesia applications in systemic situations, Sedation in children an adolecant patients.</p>	
TESTING AND EVALUATION	1 MIDTERM 1 FINAL
LECTURE BOOK	<ol style="list-style-type: none"> 1. Lewis.,Jordan.:A Colour Handbook o f Oral Medicine,Manson ,2004 2. Hoop.,Ellis., Tucker.:Contemporary Oral and Maxillofacial SURGERY,fifth ed., Mosby, 2008.
EDUCATION LANGUAGE	ENGLISH

SUBJECT CODE	DHD 316
SUBJECT NAME	Pharmacology
SEMESTR	Third Year
LECTURE TYPE	OBLIGATORY SUBJECT
WEEKLY LECTURE HOURS	2 Hours
ECTS CREDITS	2
SUBJECT CONTENT:	
General Pharmacology, Chemotherapeutics, Central Nervous System Pharmacology, Autonomic Nervous System Pharmacology, Pharmacology of Cardiovascular System, Respiratory System Pharmacology, Pharmacology of Endocrine System, Gastrointestinal Pharmacology, Autocoids, Non steroidal anti-inflammatory drugs, Drugs in Blood Diseases	
TESTING AND EVALUATION	1 MIDTERM 1 FINAL
LECTURE BOOK	1. Lippincott's illustrated reviews; Pharmacology
EDUCATION LANGUAGE	ENGLISH

SUBJECT CODE	DHD 320
SUBJECT NAME	Pediatric Dentistry
SEMESTR	Third Year
LECTURE TYPE	OBLIGATORY SUBJECT
WEEKLY LECTURE HOURS	2 Hours Theoretical 2 Hours Practical
ECTS CREDITS	4
SUBJECT CONTENT:	
<p>Children Behavior according to ages and behavioral approach, Behavioral and physical assessment, Histology, morphology and physiology of primary teeth and supportive tissue, Tooth caries, theories and etiology, Clinical view of primary tooth caries and its diagnose, Cavity preparation techniques in primary teeth, Anamnesis, Clinical examination methods in pediatric dentistry, Clinical examination methods in pediatric dentistry (radiologic examination), Pulpal diseases and indications, Pulp treatment in primary teeth, Extraction indications in primary teeth, Medications used in pediatric dentistry, Restorative techniques in primary teeth, Advanced restorative techniques in primary and immature permanent teeth.</p>	
TESTING AND EVALUATION	1 MIDTERM 1 FINAL
LECTURE BOOK	<p>Treatment Planning for the Developing Dentition (Helen Rodd, Alyson Wray 2007)</p> <p>Textbook of Pediatric Dentistry 3rd Edition (Nikhil Marvah 2014)</p> <p>Modern Pediatric Dentistry (Vinay Kumay Srivastava 2011)</p> <p>Pediatric Dentistry (Infancy Through Adolescence) (Dinkham, Cassamassimo, Fields, McTique, Nowak 2005)</p>
EDUCATION LANGUAGE	ENGLISH

SUBJECT CODE	DHD 315
SUBJECT NAME	Prosthodontics
SEMESTR	Third Year
LECTURE TYPE	OBLIGATORY SUBJECT
WEEKLY LECTURE HOURS	1 Hour Theoretical 4 Hours Practical
ECTS CREDITS	14
SUBJECT CONTENT:	
<p>Concepts of retention in partial dentures, Concepts of direct and indirect retention, Classification of retainers, Types of retainers (Part I),Types of retainers (Part II), Maxillary major connectors in partial dentures, Mandibular major connectors in partial dentures, <i>Assessment of abutment teeth in fixed prosthodontics, Biomechanical concepts in bridge- prosthesis, Connectors in fixed prosthesis, Attachments and telescopic crowns, Minor connectors, Preparation of post-core crown in single and multiple rooted teeth, Functional and anatomical impression in partial dentures, Biomechanical concepts in partial dentures (Part I), Biomechanical concepts in partial dentures (Part II), Biomechanical concepts in partial dentures (Part III)</i>, Relationship between fixed prosthesis and periodontal tissue, <i>Colour and esthetics in fixed restorations</i>, Enamel, dentin and pulp reactions in tooth preparation, Temporary crowns and bridges, Assesment of anatomical structures in maxilla for the purpose of total denture, Assesment of anatomical structures in mandibula for the purpose of total denture, Overviewing the phases previous to teeth arrangement in the construction of total denture, Teeth arrangement in total dentures, <i>Waxing and investing in total prosthesis, Casting and soldering methods, Construction of cast metal frame removable prosthesis, Retraction methods in fixed prosthesis, Direct and indirect impression methods in fixed prosthesis, Principles of retention in total prosthesis, Impression trays and initial impression in total dentures, Final impression and dental model construction in total dentures, Post-dam area and preparation techniques of post-dam, Determination of vertical jaw relations, Determination of horizantal jaw relations, Porcelain-metal bonding, Indications of metal porcelain restorations and preparation of abutment teeth, Metal frame work design in metal porcelain restorations, Fonation and arrangement of teeth in total dentures, Occlusal harmonizations and relationship between prosthesis and resorption in total dentures, General principles in full mouth bridges, Rebasing and relining in total dentures, Total and partial immediate prosthesis.</i></p>	
TESTING AND EVALUATION	1 MIDTERM 1 FINAL

LECTURE BOOK	<p>Prosthodontic treatment for edentulous patients - George A. Zarb and Charles L. Bolender</p> <p>Contemporary fixed prosthodontics - Stephen F. Rosenstiel, Martin F. Land, Junhei Fujimoto</p> <p>Fundamentals of fixed prosthodontics - Herbert T. Shillingburg</p> <p>Stewart's Clinical Removable Partial Prosthodontics - Rodney Phoenix, David R. Cagna, Charles F. DeFrest</p> <p>Dental Implants Prosthetics - Charles E. Misch</p> <p>Dental materials and their selection- William J. O'Brien</p> <p>Philips' Science of dental materials- Kenneth J. Anusavice</p>
EDUCATION LANGUAGE	ENGLISH

SUBJECT CODE	DHD 309
SUBJECT NAME	Endodontics
SEMESTR	Third Year
LECTURE TYPE	OBLIGATORY SUBJECT
WEEKLY LECTURE HOURS	2 Hours Theoretical 4 Hours Practical
ECTS CREDITS	7
SUBJECT CONTENT:	
<p>Root Canal Morphology, Access Cavity and Endodontic Instruments, The Removal of Pulp Tissue And Methods of Determining Working Length, Cleaning and Shaping The Root Canal System, Irrigation of Root Canal System, Disinfection of Root Canal System, Obturation of The Root Canal System, Biological Principles and Techniques, Pulpal Pathology: Its Etiology and Prevention, Tooth Pulp Inflammation, Endodontic Treatment of Pulpal Diseases, Clinical Classification of Pulpal Diseases, Indirect Pulp Capping, Direct Pulp Capping, Partial Pulp Amputation (Pulpotomy, Partial Removal of Pulp), Root Canal Treatment (Total Pulpotomy) Indications and Contraindications, Obturation of The Root Canal System: Materials, Tooth Isolation In Endodontics, Endodontic Mishaps: Their Detection, Correction, and Prevention, Dental Pulp Gangrene and Dental Pulp Necrosis, Microbiology of Endodontics, Histology and Physiology of The Dental Pulp, Histology and Physiology of The Periapical Tissues, Periapical Diseases and Treatments</p>	
TESTING AND EVALUATION	1 MIDTERM 1 FINAL
LECTURE BOOK	Student Handout
EDUCATION LANGUAGE	ENGLISH

FOURTH YEAR

SUBJECT CODE	DHD 412
SUBJECT NAME	Periodontology
SEMESTR	Fourth Year
LECTURE TYPE	OBLIGATORY SUBJECT
WEEKLY LECTURE HOURS	2 Hours Theoretical 4 Hours Practical
ECTS CREDİTS	4
SUBJECT CONTENT:	
<p>Scaling and Root Planing, Chemotherapeutic Agents, Host Modulation Agents, Sonic and Ultrasonic Instrumentation, Supragingival and Subgingival Irrigation, The Adjunctive Role of Orthodontic Therapy, The Periodontic-Endodontic Relationship, Phase II Periodontal Therapy, General Principles of Periodontal Surgery, Surgical Anatomy of the Periodontium and Related Structures, Gingival Surgical Techniques, Treatment of Gingival Enlargement, The Periodontal Flap, The Flap Technique for Pocket Therapy, Resective Osseous Surgery, Reconstructive Periodontal Surgery, Furcation: Involvement and Treatment, Periodontal Plastic and Esthetic Surgery, Recent Advances in Surgical Technology, Preparation of the Periodontium for Restorative Dentistry, Restorative Interrelationships, Biological Aspects of Oral Implants, Clinical Aspects and Evaluation of the Implant Patient, Diagnostic Imaging for the Implant Patient, Standard Implant Surgical Procedures, Localized Bone Augmentation and Implant Site Development, Advanced Implant Surgical Procedures, Recent Advances in Implant Surgical Technology, Biomechanics, Treatment Planning and Prosthetic Considerations, Implant-Related Complications and Failures, Supportive Periodontal Treatment, Results of Periodontal Treatment.</p>	
TESTING AND EVALUATION	1 MIDTERM 1 FINAL
LECTURE BOOK	<p>Newman MG, Takei HH, Carranza FA. Carranza's clinical periodontology. Ed 11 th. 2012 St. Louis, Missouri, Elsevier, Saunders</p> <p>Lindhe J, Lang NP, Karring T. Clinical periodontology and implant dentistry. Ed 5 th, 2008 Iowa Blackwell Publishing</p> <p>Berberoğlu A Periodontoloji ders notları</p>
EDUCATION LANGUAGE	ENGLISH

SUBJECT CODE	DHD 407
SUBJECT NAME	Orthodontics
SEMESTR	Fourth Year
LECTURE TYPE	OBLIGATORY SUBJECT
WEEKLY LECTURE HOURS	2 Hours Theoretical 4 Hours Practical
ECTS KREDİSİ	4
SUBJECT CONTENT:	
<p>Preventive and interceptive orthodontic types, Preventive and interceptive orthodontic treatment, Removable Appliances, Orthodontic forces, sources ,types and specifications of orthodontic forces, anchorage regions, anchorage classifications, Principles of treatment in cleft-lip palate patients, Extraoral appliances, Orthodontic wires (Elastic-Plastic deformation), Bonwill Hawley arch form, Edgewise, Begg technics, Fixed orthodontic technics, straight wire and lingual technics, Orthodontic treatment in impacted canines, trauma and orthodontic treatment, Orthodontic surgical treatment, distraction osteogenesis and orthodontic treatment in OSAS, Orthopaedic and orthodontic treatment in transverse maxillary deficiency, Orthopaedic treatment in skeletal CI III anomalies, Retention treatment, Functional analysis, Myofunctional therapy, Growth modification in the treatment of skeletal problems, Treatment principals of CI II Div 1 malocclusion, Effects of activator treatment in CI II Div 1 malocclusion, Treatment principals of CI I malocclusion, Treatment principals of CI II Div 2 malocclusion, Orthopaedic and orthodontic treatment in openbite, Orthopaedic and orthodontic treatment in deepbite</p>	
TESTING AND EVALUATION	1 MIDTERM 1 FINAL
LECTURE BOOK	Student Handout
EDUCATION LANGUAGE	ENGLISH

SUBJECT CODE	DHD 408
SUBJECT NAME	Oral Diseases
SEMESTR	Fourth Year
LECTURE TYPE	OBLIGATORY SUBJECT
WEEKLY LECTURE HOURS	2 Hours
ECTS CREDİTS	3
SUBJECT CONTENT:	
<p>Anatomic And Histological Structure Of Oral Mucosa And İts Fuctions Red,White, Pigmented, Ulcerative, vesicular lesions of Oral Mucosa Gingival Enlargements Swellings Of Orofacial Region Contagious Disease And Spesific İnfections, Tumours Of Soft Tissues Lesions Of Lip and Tongue Swelling of the Neck Diseases of Bone Odontogenenous and Nonodontogenous Tumors İnflammation Cyst of Soft Tissues Oral Findings in Blood Diseases</p>	
TESTING AND EVALUATION	1 MIDTERM 1 FINAL
LECTURE BOOK	<p>Crispian Scully., Richard Welbury.: Color Atlas of Oral Diseases in Children and Adolescents, Wolfe, 1994.</p> <p>Anne Field., Lesley Longman.: Tildesley's Oral Medicine, Fifth Edith.,Oxford Univ. Press,2003.</p> <p>R A Cawson.,E W Odell.: Essentials of Oral Pathology and Oral Medicine, Churchill Livingstone,Six Edith.,1998.</p> <p>George Laskaris.: Pocket Atlas of Oral Diseases, Thieme, 1998.</p> <p>Robert P LANGLAIS., Craig S MILLER.: Colour Atlas of Common Oral Diseases, Lea and Febiger,London 1992.</p> <p>Meral ÜNÜR., Özen Doğan Onur.: Ağız Hastalıklarının Teşhis ve Tedavisi, Quintessence Yayıncılık Ltd.,2003.</p> <p>H.C.Killey.,GR Seward.,LW Kay.: An Outline of Oral Surgery,Part 2,John Wright and Sons LTD.,1983.</p> <p>Benjamin J Ganj.: Atlas of Oral Surgery,The C.V.Mosby Comp.,1972.</p>

	Neville.: Colour Atlas of Oral Pathology edith.,Oxford University Press,1989, Scully.,Flint.,Bagan.,Porter.,Moos.:Oral and Maxillofacial Diseases,Fourth ed.Informa,2010
EDUCATION LANGUAGE	ENGLISH

SUBJECT CODE	DHD 416
SUBJECT NAME	Oral and Dental Surgery
SEMESTR	Fourth Year
LECTURE TYPE	OBLIGATORY SUBJECT
WEEKLY LECTURE HOURS	2 Hours Theoretical 8 Hours Practical
ECTS CREDİTS	8
SUBJECT CONTENT:	
<p>Examination and diagnostic methods in oral surgery, biopsy, Preprosthetic surgery Impacted teeth Apisectomy Transplantation and replantation Diseases of antrum and oroantral communication Hemorrhage, Laser Definition and basic concepts, Laser types, Laser Applications, Low-dose laser applications, Cryosurgery Definition and basic concepts, cryosurgery applications, Scalpel blade, comparison of laser and cryosurgery</p>	
TESTING AND EVALUATION	1 MIDTERM 1 FINAL
LECTURE BOOK	<p>Daniel Buser.: 20 Years of Guided Bone Regeneration, second ed., Quintessence, 2009.</p> <p>Hoop.,Ellis., Tucker.:Contemporary Oral and Maxillofacial SURGERY,fifth ed., Mosby, 2008.</p> <p>Greenberg.,Glick., Ship.: Burket's Oral Medicine, 11th. Ed., BC Decker Hamilton, 2008.</p> <p>Michael S Block.: Colour Atlas of Dental Implant Surgery, third edith., Saunders, 2011</p> <p>Thoma K.: Oral Surgery,fifth edith.,The C.V.Mosby,1969.</p> <p>George Dimitroulis.: Handbook of Third Molar Surgery,Wright, 2001.</p> <p>H.C.Killey.,GR Seward.,LW Kay.: An Outline of Oral Surgery,Part 2,John Wright and Sons LTD.,1983.</p> <p>Peter Tetsch.,Wilfried Wagner.:Operative Extraction</p>

	<p>of Wisdom Teeth,Wolfe Medical Publications Ltd.,1990.</p> <p>Eberhard Krüger.,Philip Worthington.: Oral Surgery in Dental Practice,Quintessence ,1981.</p> <p>Benjamin J Ganj.: Atlas of Oral Surgery,The C.V.Mosby Comp.,1972.</p> <p>Neville.: Colour Atlas of Oral Pathology</p> <p>Antonio Cardesa., Piether Slootweg.:Pathology of the Head and Neck, Springer, 2006.</p> <p>Joseph A. Regezi.:Oral Pathology, Saunders,2003</p> <p>Bhaskar.SN.: Synopsis of Oral Pathology, fifth. Edith., The C.V.Mosby Company, 1977.</p> <p>J.Philip Sapp.,LR Eversole.,GP Wysocki.:Contemporary Oral and Maxillofacial Pathology, Second edith.,Mosby, 2004.</p> <p>Okeson.. Management of Temporomandibular Disorders and Occlusion,second edith.,The C.V.Mosby Comp.,1989.</p> <p>W.R.Tildesley.:Oral Medicine,third edith.,Oxford University Press,1989,</p> <p>J.R.Moore.,G.V.Gillbe.:Principles of Oral Surgery,third edith.,1981</p>
EDUCATION LANGUAGE	ENGLISH

SUBJECT CODE	DHD422
SUBJECT NAME	Oral Pathology
SEMESTR	Fourth Year
LECTURE TYPE	OBLIGATORY SUBJECT
WEEKLY LECTURE HOURS	1 Hour
ECTS CREDITS	3
SUBJECT CONTENT:	
<p>Examination of extraoral tissues, examination of mouth, jaws, temporo mandibular region and salivary glands. investigations: Histopathology, congenital abnormalities, inflammatory Diseases, other non-neoplastic lesions, dermatological diseases, tumors and tumor like conditions of surface epithelium, leukoplakia, diaplasi, carcinoma in situ, oral lesions and human papilloma virus, squamous cell carcinoma, verrucous carcinoma, other microscopic types, tumors of odontogenic epithelium, tumors of melanocytes, tumor and tumorlike conditions of lymphoid tissue, other tumors and tumorlike conditions.</p>	
TESTING AND EVALUATION	1 MIDTERM 1 FINAL
LECTURE BOOK	<p>Neville BW, Damm DD, Allen CM, Bouquet J, Oral and Maxillofacial Pathology, 3rd Edition, Saunders, 2009</p> <p>Rosai J. Rosai and Ackerman's Surgical Pathology 10th ed. Mosby, 2011</p>
EDUCATION LANGUAGE	ENGLISH

SUBJECT CODE	DHD 410
SUBJECT NAME	Restorative Dentistry
SEMESTR	Fourth Year
LECTURE TYPE	OBLIGATORY SUBJECT
WEEKLY LECTURE HOURS	2 Hours Theoretical 4 Hours Practical
ECTS CREDITS	5
SUBJECT CONTENT:	
<p>Dental Equipments: Usage, Parts and Periodic Servicing, Adult Prophylaxis in Restorative Dentistry, Management of the Deep Carious Lesion and the Vital Pulp Dentine Complex, Pulpal Reaction to Restorative Materials, Physiologic Movement of Teeth, Abrasion, Attrition, Erosion, Dentin Pins, Modern Cavity Principles, Minimal Invasive Operative Techniques with Advanced Technology in Dentistry, Dental Cervical Lesions, Postoperative Pain in Dentistry, Dentin hypersensitivity and Management, <i>Tooth Discoloration</i>, Bleaching, Composite Laminate Veneers, Composite Inlays and Onlays.</p>	
TESTING AND EVALUATION	1 MIDTERM 1 FINAL
LECTURE BOOK	<p>1- Peter Jacobsen: <i>Restorative Dentistry: An Integrated Approach</i>, 2nd ed. Wiley-Blackwell, 2008</p> <p>2-Harald O. Heymann, Edward J. Swift Jr, Andre V. Ritter: <i>Sturdevant's Art and Science of Operative Dentistry</i>, 6thed. Mosby, 2012</p> <p>3-Thomas J.Hilton, Jack L. Ferracane, James Broome: <i>Fundamentals of Operative Dentistry: A Contemporary Approach</i>, 4th ed. Quintessence Publishing, 2013</p> <p>4- Linda Greenwall: <i>Bleaching Techniques in Restorative Dentistry</i>. 1st ed. Thieme Medical Pub 2001</p>

5- Michel Degrange and Jean-François Roulet: *Minimally Invasive Restorations with Bonding. 1st ed. Quintessence Publishing, 1997*

6-Graham J. Mount, and W.R. Hume: *Preservation and restoration of tooth structure 2nd ed. Knowledge Books and Software, 2005*

7-Bernard Touati, Paul Miara, Dan Nathanson: *Esthetic dentistry and ceramic restorations.*

1st ed. Martin Dunitz Ltd, 1999

8- George A. Freedman: *Contemporary Esthetic Dentistry, 1st ed. Elsevier Store, 2012*

9- David Ricketts, David W. Bartlett : *Advanced Operative Dentistry: A Practical Approach, 1st ed. Churchill Livingstone Elsevier, 2011*

10-Douglas A. Terry, and Willi Geller : *Esthetic and Restorative Dentistry: Material Selection and Technique 2nd ed. Quintessence, 2013*

11- Ole Fejerskov, Edwina Kidd: *Dental Caries: The Disease and Its Clinical Management, 2nd ed. Wiley-Blackwell, 2008*

12- Edwina A. M. Kidd: *Essentials of Dental Caries: The Disease and Its Management 3rd ed. Oxford University Press, 2005*

13- Jean-François Roulet, Michel Desgrange: *Adhesion – The Silent Revolution in Dentistry. 1st ed. Quintessence Publishing Company, 2000.*

EDUCATION LANGUAGE	ENGLISH
---------------------------	---------

SUBJECT CODE	DHD 409
SUBJECT NAME	Endodontics
SEMESTR	Fourth Year
LECTURE TYPE	OBLIGATORY SUBJECT
WEEKLY LECTURE HOURS	2 Hours Theoretical 4 Hours Practical
ECTS CREDITS	5
SUBJECT CONTENT:	
Endodontic Diagnosis, Systemic Health in Endodontics , The Removal of Smear Layer In Root Canals, Endodontic- Periodontal Relations, Endodontic Re-Treatment, Pharmacology for Endodontics, Endodontic Surgery, Pulpal Reaction to Restorative Procedures, Endodontic Emergency Treatment, Geriatric Endodontics, Success and Failure In Endodontics, Endodontic Options In Failure, Root Resorptions, Partial Pulp Amputation, Dental Trauma, Endodontic Treatment of Dental Formation Anomalies , Bleaching of Pulpless Teeth, Endodontic Post Systems.	
TESTING AND EVALUATION	1 MIDTERM 1 FINAL
LECTURE BOOK	Student Handout
EDUCATION LANGUAGE	ENGLISH

SUBJECT CODE	DHD 417
SUBJECT NAME	Oral Biochemistry
SEMESTR	Fourth Year
LECTURE TYPE	OBLIGATORY SUBJECT
WEEKLY LECTURE HOURS	1 Hour
ECTS CREDITS	2
SUBJECT CONTENT:	
body fluids , blood tissue , blood analysis , tests carried out in body fluids ,chemical analyses in serum and plasma , enzymes, electrolytes and minerals ,metabolites, lipid group tests , serum proteins , vitamins , hormones analysis , original proteins , tumor markers, serological tests , saliva analysis , urine analysis .	
TESTING AND EVALUATION	1 MIDTERM 1 FINAL
LECTURE BOOK	Student Handout
EDUCATION LANGUAGE	ENGLISH

SUBJECT CODE	DHD 423
SUBJECT NAME	Topographic Anatomy
SEMESTR	Fourth Year
LECTURE TYPE	OBLIGATORY SUBJECT
WEEKLY LECTURE HOURS	1 Hour
ECTS CREDİTS	2
SUBJECT CONTENT:	
<p>The Pharynx The Anterior Abdominal, Wall, The Peritoneum, The Greater and Lesser Omentum the liver and bile ducts the pancreas the spleen, The Vessels and the Nerves of Alimentary Tract, The Portal System, The Posterior Abdominal Wall, The Kidneys and Ureters The Urinary Bladder and Urethra, The Pelvis and Perineum, The Male Genital Organs, The Female Genital Organs, Introduction to Central Nervous System The Spinal Cord Medulla oblongata, Pons Mesencephalon Cranial Nerves Cerebellum Diencephalon Otonomic Nerves System Morphology of the Brain Hemispheres The Motor and Sensory Region of the Brain Hemispheres Dural Sinuses and Meninges The Brain Ventricles and CSF Rhinencephalon and Limbic System, The Vessels of the CNS, The Afferent Pathways of the CNS The Efferent Pathways of the CNS, The Orbit and its contents The Eyeball and Visual Pathways, The Ear and Auditory Pathways, The Pituitary Gland (Hypophysis), The Thyroid Gland The Parathyroid Gland The Suprarenal Gland, The Thymus</p>	
TESTING AND EVALUATION	1 MIDTERM 1 FINAL
LECTURE BOOK	<p>Gray's Atlas of Anatomy, Editors: Drake, Vogl, Mitchell</p> <p>Gray's Anatomi Atlası, Editorler: Prof. Dr. Sezgin İlgi, Prof. Dr. Mehmet Yıldırım,</p> <p>Gray's Anatomy for Students, Elsevier</p> <p>Clinical Anatomy for Medical Students, Richard Snell</p> <p>Clinically Orianted Anatomy. Moore KL. The Williams and Wilkind Company USA,</p>
EDUCATION LANGUAGE	ENGLISH

SUBJECT CODE	DHD 420
SUBJECT NAME	Pediatric Dentistry
SEMESTR	Fourth Year
LECTURE TYPE	OBLIGATORY SUBJECT
WEEKLY LECTURE HOURS	2 Hours Theoretical 4 Hours Practical
ECTS CREDITS	4
SUBJECT CONTENT:	
<p>Domestic abuse in children and neglect, Treatment approaches in incompatible and disabled children, Caries prophylaxis, Somatic growth, development and child health, Occlusal guidance in pediatric dentistry and treatment approaches, Dental trauma and treatments, Endodontic treatment in immature permanent teeth (apexification), Childhood diseases and symptoms, Developmental disturbances in primary and permanent teeth, Restorative and prosthodontic treatments of developmental disturbances, Treatment planning in pediatric patients according to ages.</p>	
TESTING AND EVALUATION	1 MIDTERM 1 FINAL
LECTURE BOOK	<p>Treatment Planning for the Developing Dentition (Helen Rodd, Alyson Wray 2007)</p> <p>Textbook of Pediatric Dentistry 3rd Edition (Nikhil Marvah 2014)</p> <p>Modern Pediatric Dentistry (Vinay Kumay Srivastava 2011)</p> <p>Pediatric Dentistry (Infancy Through Adolescence) (Dinkham, Cassamassimo, Fields, McTique, Nowak 2005)</p> <p>Student Handout</p>
EDUCATION LANGUAGE	ENGLISH

SUBJECT CODE	DHD 421
SUBJECT NAME	Public and Oral Health
SEMESTR	Fourth Year
LECTURE TYPE	OBLIGATORY SUBJECT
WEEKLY LECTURE HOURS	1 Hour
ECTS CREDITS	4
SUBJECT CONTENT:	
<p>Introduction to public and oral health, Health education, Health system,</p> <p>Epidemiology ,Caries epidemiology in 0-15 ages WHO targets, situation of our country, Used index in epidemiologic research procedures in children, Caries epidemiology in 0-18 ages WHO targets, situation of our country, Oral health in pregnants, babies and adolescents, School programmes, Protective applications in groups that need special care, Planning and evaluating of protecting and developing health programmes.</p>	
TESTING AND EVALUATION	1 MIDTERM 1 FINAL
LECTURE BOOK	<p>Textbook of Community Dentistry (Satish Chandra, Shaleen Chandra 2007)</p> <p>Preventive and Community Dentistry (Soben Peter 2013)</p>
EDUCATION LANGUAGE	ENGLISH

SUBJECT CODE	DHD 414
SUBJECT NAME	Maxillofacial Radiology
SEMESTR	Fourth Year
LECTURE TYPE	OBLIGATORY SUBJECT
WEEKLY LECTURE HOURS	1 HOURS TEORICAL 4 HOURS PRATICAL
ECTS CREDITS	4
SUBJECT CONTENT:	
<p>Clinical and Radiographic Evaluation I, Clinical and Radiographic Evaluation II, Diagnosis and Treatment, Pain, Laboratory Techniques I, Laboratory Techniques II, Laboratory Techniques III, Extra oral Radiography Techniques I, Extra oral Radiography Techniques II, Special Radiographic Examinations, Contemporary Imaging Techniques I, Contemporary Imaging Techniques II, Temporomandibular Joint, Examination and Radiology, Radiopaque / Radiolucent Lesions I, Radiopaque / Radiolucent Lesions II, Radiopaque / Radiolucent Lesions III, Radiopaque / Radiolucent Lesions IV, Salivary Gland Imaging, Halitosis, Oral Soft Tissue Lesions I, Oral Soft Tissue Lesions II, Oral Soft Tissue Lesions III, Oral Soft Tissue Lesions IV, Digital radiography, AIDS, Lymphatic system, Orthopantomography, Clinical and Radiographic Evaluation III.</p>	
TESTING AND EVALUATION	1 MIDTERM 1 FINAL
LECTURE BOOK	Student Handout
EDUCATION LANGUAGE	ENGLISH

SUBJECT CODE	DHD 415
SUBJECT NAME	Prosthodontics
SEMESTR	Fourth Year
LECTURE TYPE	OBLIGATORY SUBJECT
WEEKLY LECTURE HOURS	2 Hours Theoretical 4 Hours Practical
ECTS CREDITS	8
SUBJECT CONTENT:	
<p>Intraoral examination, diagnostic casts and treatment planning in fixed partial dentures, Clinical examination in partial denture cases (Part I), Clinical examination in partial denture cases (Part II) , Indications of prosthetic rehabilitation, Registration and transfer of occlusal relationships, <i>Mouth preparations in partial dentures, Functional impression techniques in partial dentures, Shade selection in fixed partial dentures, All-ceramic restorations and the fabrication methods of all-ceramic systems, Intraoral examination and mouth preparation in complete dentures, Resin-bonded restorations and the bonding agents, Porcelain laminate veneers, Occlusion, Cementation of fixed partial dentures, Stabilization concept in partial dentures, elements of stabilization, Retention concept in partial dentures, indirect retention concept, Treatment planning in partial denture cases (Part I), Treatment planning in partial denture cases (Part II), Treatment planning in partial denture cases (Part III), Treatment planning in partial denture cases (Part IV), Single complete dentures, Indications and types of overdentures, Stress breakers in partial dentures, Failure of metal-ceramic restorations and repair methods, Oral hygiene of patients after prosthetic treatment and patient education, Precision attachments in partial dentures.</i></p>	
TESTING AND EVALUATION	1 MIDTERM 1 FINAL
LECTURE BOOK	<p>Prosthodontic treatment for edentulous patients - George A. Zarb and Charles L. Bolender</p> <p>Contemporary fixed prosthodontics - Stephen F. Rosenstiel, Martin F. Land, Junhei Fujimoto</p> <p>Fundamentals of fixed prosthodontics - Herbert T. Shillingburg</p> <p>Stewart's Clinical Removable Partial Prosthodontics - Rodney Phoenix, David R. Cagna, Charles F. DeFreest</p>

	Dental Implants Prosthetics - Charles E. Misch Dental materials and their selection- William J. O'Brien Philips' Science of dental materials- Kenneth J. Anusavice
EDUCATION LANGUAGE	ENGLISH

SUBJECT CODE	DHD 418
SUBJECT NAME	Biostatistics
SEMESTR	Fourth Year
LECTURE TYPE	OBLIGATORY SUBJECT
WEEKLY LECTURE HOURS	1 Hour
ECTS CREDITS	2
SUBJECT CONTENT:	Introduction Statistics and Biostatistics, Descriptive Statistics, Frequency Tables, single variables graphics, Crosstables two and multivariate graphs, Inferential Statistics, Introduction to sampling and sampling methods
TESTING AND EVALUATION	1 MIDTERM 1 FINAL
LECTURE BOOK	Survival Analysis David G. Kleinbaum Using Multivariate Statistics Barbara G. Tabachnick, Linda S. Fidell Applied Regression Analysis Draper and Smith Fundamentals Of Biostatistics Bernard Rosner Basic and Clinical Biostatistics Beth Dawson, Robert G. Trapp Sampling Techniques Cochran Cox Experimental Design Cochran Cox Statistical Rules Of Thumb Van Belle Biostatistical Analysis Jerrold H. Zar
EDUCATION LANGUAGE	ENGLISH

SUBJECT CODE	DHD 413
SUBJECT NAME	Oral Microbiology
SEMESTR	Fourth Year
LECTURE TYPE	OBLIGATORY SUBJECT
WEEKLY LECTURE HOURS	1 Hour
ECTS CREDİTS	2
SUBJECT CONTENT:	
<p>definition of oral microbiology , development of oral microbial ecology of normal microbial flora of the mouth and throat, oral colonization mechanisms, the characteristic of oral gram positive bacteria ,properties of oral gram negative bacteria, the properties of the oral cavities, dental caries microbiology, periodontal diseases microbiology , endodontic infections microbiology, oral cavity fungi and parasites, oral mucosa and submucosal tissue infection in dentistry hepatitis viruses, AIDS and prevention , oral infections , systemic symptoms , focal infections and the importance of oral microorganisms and working method, infection control , sterilization , disinfection , skin and mucous membranes diseases causing by viruses, oral and periodontal diseases, immunology, pulp infection immunology, contagious infections, hypersensitivity against various materials in dentistry and clinical significance, chronic oral infections, oral infections, prophylaxis and antimicrobial treatment , cross-infection control.</p>	
TESTING AND EVALUATION	1 MIDTERM 1 FINAL
LECTURE BOOK	Student Handout
EDUCATION LANGUAGE	ENGLISH

FIFTH YEAR

SUBJECT CODE	DHD 517
SUBJECT NAME	Oral and Maxillofacial Surgery
SEMESTR	Fifth Year
LECTURE TYPE	OBLIGATORY SUBJECT
WEEKLY LECTURE HOURS	1 Hour
ECTS CREDİTS	2
SUBJECT CONTENT:	
<p>Orofacial pain , the investigation of pain cases in the orofacial region, basic criteria for determining the pain, pain definition, referred pain, projected pain, evaluating of the patient who has pain, dental causes, oral mucosal diseases, neuralgias, headache, disorders of mastication, intrabony causes, edentulous patients, eye originated pains, treatment of migraines headach, control of pain, pain due to trauma, pain due to inflammation, impacted teeth, TMJ disorders, dislocation , tumours</p>	
TESTING AND EVALUATION	1 MIDTERM 1 FINAL
LECTURE BOOK	<p>Hoop.,Ellis., Tucker.:Contemporary Oral and Maxillofacial SURGERY,fifth ed., Mosby, 2008.</p> <p>Greenberg.,Glick., Ship.: Burket's Oral Medicine, 11th. Ed., BC Decker Hamilton, 2008.</p> <p>R A Cawson.,E W Odell.: Essentials of Oral Pathology and Oral Medicine, Churchill Livingstone,Six Edith.,1998.</p> <p>C Scully.,R A Cawson.: Medical Problems in Dentistry, Wright PSG,1982.</p> <p>Colby.,Kerr.,Robinson.: Color Atlas of Oral Pathology, Third Edith., J.B.Lippincot Company 1971.</p> <p>Kruger E.,Worthington P.: Surgery in Dental Practice ,Quintessence Publishing Co,1981.</p>

	<p>Thoma K.: Oral Surgery,fifth edith.,The C.V.Mosby,1969.</p> <p>H.C.Killey.,GR Seward.,LW Kay.: An Outline of Oral Surgery,Part 2,John Wright and Sons LTD.,1983.</p> <p>Peter Tetsch.,Wilfried Wagner.:Operative Extraction of Wisdom Teeth,Wolfe Medical Publications Ltd.,1990.</p> <p>Eberhard Krüger.,Philip Worthington.: Oral Surgery in Dental Practice,Quintessence ,1981.</p> <p>Benjamin J Ganj.: Atlas of Oral Surgery,The C.V.Mosby Comp.,1972.</p> <p>Neville.: Colour Atlas of Oral Pathology</p> <p>Antonio Cardesa., Piether Slootweg.:Pathology of the Head and Neck, Springer, 2006.</p> <p>Joseph A. Regezi.:Oral Pathology, Saunders,2003</p> <p>Bhaskar.SN.: Synopsis of Oral Pathology, fifth. Edith., The C.V.Mosby Company, 1977.</p> <p>J.Philip Sapp.,LR Eversole.,GP Wysocki.:Contemporary Oral and Maxillofacial Pathology, Second edith.,Mosby, 2004.</p>
EDUCATION LANGUAGE	ENGLISH

SUBJECT CODE	DHD 502
SUBJECT NAME	Mouth, Tooth and Jaw Surgery
SEMESTR	Fifth Year
LECTURE TYPE	OBLIGATORY SUBJECT
WEEKLY LECTURE HOURS	1 Hour
ECTS CREDITS	2
SUBJECT CONTENT:	
<p>Causes of maxillofacial trauma, pathologic fractures, causes of pathologic fractures, first aid, position of the patient in the place of accident, control of bleeding, syncope and shock, dangerous situations in head injuries, leakage of cerebrospinal fluid, infections in head injuries, dentoalveolar injuries, fractures of maxilla and mandible, midface fractures, crown and root fractures, displacement injuries fractures of ,processus alveolaris, radiologic investigations, head bandages, old and new treatment methods Salivary glands, features of saliva, salivary secretion disorders, salivary gland disorders, control of salivary secretion, examination of salivary glands, cysts of salivary glands, salivary gland neoplasms, sialolith, syndroms related to salivary glands, halitosis.</p>	
TESTING AND EVALUATION	1 MIDTERM 1 FINAL
LECTURE BOOK	<p>Daniel Buser.: 20 Years of Guided Bone Regeneration, second ed., Quintessence, 2009.</p> <p>Kruger E., Worthington P.: Surgery in Dental Practice ,Quintessence Publishing Co,1981.</p> <p>Thoma K.: Oral Surgery, fifth edith., The C.V. Mosby, 1969.</p> <p>George Dimitroulis.: Handbook of Third Molar Surgery, Wright, 2001.</p> <p>H.C. Killey., GR Seward., LW Kay.: An Outline of Oral Surgery, Part 2, John Wright and Sons LTD., 1983.</p> <p>Peter Tetsch., Wilfried Wagner.: Operative Extraction of Wisdom Teeth, Wolfe Medical Publications Ltd., 1990.</p>

	<p>Eberhard Krüger.,Philip Worthington.: Oral Surgery in Dental Practice,Quintessence ,1981.</p> <p>Benjamin J Ganj.: Atlas of Oral Surgery,The C.V.Mosby Comp.,1972.</p> <p>Neville.: Colour Atlas of Oral Pathology</p> <p>Antonio Cardesa., Piether Sloomweg.:Pathology of the Head and Neck, Springer, 2006.</p> <p>Joseph A. Regezi.:Oral Pathology, Saunders,2003</p> <p>Bhaskar.SN.: Synopsis of Oral Pathology, fifth. Edith., The C.V.Mosby Company, 1977.</p> <p>J.Philip Sapp.,LR Eversole.,GP Wysocki.:Contemporary Oral and Maxillofacial Pathology, Second edith.,Mosby, 2004.</p> <p>Okeson.. Management of Temporomandibular Disorders and Occlusion,second edith.,The C.V.Mosby Comp.,1989.</p> <p>Scully.,Flint.,Bagan.,Porter.,Moos.:Oral and Maxillofacial Diseases,Fourth ed.Informa,2010</p>
EDUCATION LANGUAGE	ENGLISH

SUBJECT CODE	DHD 513
SUBJECT NAME	Otorhinolaryngology
SEMESTR	Fifth Year
LECTURE TYPE	OBLIGATORY SUBJECT
WEEKLY LECTURE HOURS	1 Hour
ECTS CREDİTS	1
SUBJECT CONTENT:	
<p>Otorhinolaryngology physical examination -TO TME diseases -TO disease of salivary gland -TO Rinosinüzit-HO Allerjik Rinit-HO Epistaksis-HO OUA and snoringHMI</p> <p>Head and Neck Cancers I-HMİ Maxilla and Mandible Tumours-HMİ</p> <p>Trakeatomi-HMİ Upper Respiratory Tract Infections-Non-Tumor Diseases Of The Oral Cavity-MDC MDC ENT-Free Debate ENT Release Discussion</p>	
TESTING AND EVALUATION	1 MIDTERM 1 FINAL
LECTURE BOOK	Student Handout
EDUCATION LANGUAGE	ENGLISH

SUBJECT CODE	DHD 504
SUBJECT NAME	Ethics and Deontology
SEMESTR	Fifth Year
LECTURE TYPE	OBLIGATORY SUBJECT
WEEKLY LECTURE HOURS	1 Hour
ECTS CREDITS	1
SUBJECT CONTENT:	
Introduction to Deontology and Ethics: Deontology Terms in Dentistry/Duties of Dentist Charlatanism in Medicine and Dentistry, Obligation of Keeping Secret in Dentistry, Ethical Manner towards Epidemics (Sampling AIDS), Malpractice and Responsibility of Dentist, Patient Rights and Historical Development, Informant Consent and Its Importance in the Scope of Dentistry, Ethical Rules in Patient Communication.	
TESTING AND EVALUATION	1 MIDTERM 1 FINAL
LECTURE BOOK	Rule, James T.; Veatch, Robert M.:Ethical Questions in Dentistry. Chicago, Quintessence Publishing Co., Inc.,1993. American College of Dentists: Ethics Handbook for dentists. An Introduction to Ethics, Professionalism and Ethical Decision Making. U.S.A. 2013. Ozar, David T.; Sokol, David J.:Dental Ethics at Chairside: Professional Principles and Practice Applications. St. Louis, Mosby, 1994. Gurley, John E.:The Evolution of Professional Ethics in Dentistry. St. Louis, American College of Dentists, 1961.American Dental Association: Principles of Ethics and Code of Professional Conduct. Chicago, American Dental Association, April 2012.
EDUCATION LANGUAGE	ENGLISH

SUBJECT CODE	DHD 506
SUBJECT NAME	Oral Implantology
SEMESTR	Fifth Year
LECTURE TYPE	OBLIGATORY SUBJECT
WEEKLY LECTURE HOURS	1 Hour
ECTS CREDITS	2
SUBJECT CONTENT:	
Implantology and Its History, Types of Dental Implants, Parts of Implants, Implant Radiology(general subjects), Imaging Techniques, Surgical Planning, Implant Surgery, Advanced Surgical Techniques, Peri-implant Tissues, Osseointegration, Periimplantitis and Its Treatment, Prosthetic Planning, Interactive Case Presentations.	
TESTING AND EVALUATION	1 MIDTERM 1 FINAL
LECTURE BOOK	Student Handout
EDUCATION LANGUAGE	ENGLISH

SUBJECT CODE	DHD 511
SUBJECT NAME	Ergonomy
SEMESTR	Fifth Year
LECTURE TYPE	OBLIGATORY SUBJECT
WEEKLY LECTURE HOURS	1 Hour
ECTS CREDİTS	1
SUBJECT CONTENT:	
Ergonomy, Office Management, Rules and Regulations for TRNC, Rules and Regulations for TR.	
TESTING AND EVALUATION	1 MIDTERM 1 FINAL
LECTURE BOOK	Student Handout
EDUCATION LANGUAGE	ENGLISH

SUBJECT CODE	DHD 511
SUBJECT NAME	Public and Oral Health
SEMESTR	Fifth Year
LECTURE TYPE	OBLIGATORY SUBJECT
WEEKLY LECTURE HOURS	4 Hours
ECTS CREDITS	1
SUBJECT CONTENT:	
Introduction to public and oral health, Health education, Health system, Epidemiology ,Caries epidemiology in 0-15 ages WHO targets, situation of our country, Used index in epidemiologic research procedures in children, Caries epidemiology in 0-18 ages WHO targets, situation of our country, Oral health in pregnant, babies and adolescents, School programmes, Protective applications in groups that need special care, Planning and evaluating of protecting and developing health programmes	
TESTING AND EVALUATION	1 MIDTERM 1 FINAL
LECTURE BOOK	Student Handout
EDUCATION LANGUAGE	ENGLISH

SUBJECT CODE	DHD 503
SUBJECT NAME	Research Methods And Presentation
SEMESTR	Fifth Year
LECTURE TYPE	OBLIGATORY SUBJECT
WEEKLY LECTURE HOURS	1 Hour
ECTS KREDİSİ	1
SUBJECT CONTENT:	
Research methods, to promote the advanced equipment to be able to teach , to learn and to provide the assembly .	
TESTING AND EVALUATION	1 MIDTERM 1 FINAL
LECTURE BOOK	Student Handout
EDUCATION LANGUAGE	ENGLISH

SUBJECT CODE	DHD 515
SUBJECT NAME	Dermatology
SEMESTR	Fifth Year
LECTURE TYPE	OBLIGATORY SUBJECT
WEEKLY LECTURE HOURS	1 Hours
ECTS CREDİTS	1
SUBJECT CONTENT:	
Slatwall, lesions, ultiker, Angio edema, Erythema nodosum, Erythema, polymorphous-, behcet's disease, fungal infections, viral diseases, sexually transmitted diseases, autoimmune Bullous Lichen planus, diseases, reküran aphthous stomatitis, skin tumors.	
TESTING AND EVALUATION	1 MIDTERM 1 FINAL
LECTURE BOOK	Student Handout
EDUCATION LANGUAGE	ENGLISH

SUBJECT CODE	DHD 516
SUBJECT NAME	Forensic Medicine
SEMESTR	Fifth Year
LECTURE TYPE	OBLIGATORY SUBJECT
WEEKLY LECTURE HOURS	1 Hour
ECTS CREDITS	1
SUBJECT CONTENT:	
Forensic Sciences, expert witness, dentist legal responsibilities, stab wounds, forensic reports, wounds, death, postmortem changes, forensic dentistry, disaster victims identification, evaluating age determination, identification from bites and odontometry, dental toxicity	
TESTING AND EVALUATION	1 MIDTERM 1 FINAL
LECTURE BOOK	Student handout
EDUCATION LANGUAGE	ENGLISH

SUBJECT CODE	DHD 501
SUBJECT NAME	Principles of General Surgery and Emergency
SEMESTR	Fifth Year
LECTURE TYPE	OBLIGATORY SUBJECT
WEEKLY LECTURE HOURS	1 Hour Theoretical 1 Hour Practical
ECTS CREDITS	1
SUBJECT CONTENT:	
Introduction to general surgery, Bleeding disorders and surgical approach to bleeding patient, Complications of general surgery, Wound healing, Diseases of the esophagus and stomach, Liver diseases, Biliary and pancreatic diseases, Breast diseases, Thyroid and parathyroid diseases, Diseases of the colon, Abdominal pain, Head and neck tumors, Skin cancers.	
TESTING AND EVALUATION	1 MIDTERM 1 FINAL
LECTURE BOOK	Schwartz's Principles Of Surgery
EDUCATION LANGUAGE	ENGLISH

SUBJECT CODE	DHD 509
SUBJECT NAME	Internal Medicine
SEMESTR	Fifth Year
LECTURE TYPE	OBLIGATORY SUBJECT
WEEKLY LECTURE HOURS	1 Hour
ECTS CREDİTS	1
DERS İÇERİĞİ	
<p>In internal medicine general symptoms and vital signs -1, internal medicine general symptoms and vital signs -2 in dentistry hematological problems and bleeding - 1 in dentistry hematological problems and bleeding -2 , gastroenterological diseases and oral health , Hepatitis , Defeyans , syncope, shock, coma and sudden death -1, Defeyans , syncope, shock , coma and sudden death -2 , renal failure , dialysis and organ transplantation was more than dentistry, Allergy - anaflax , Laboratory evaluation of data , the endocrine system and dental d.mellitus and other metabolic diseases, dentistry, College of tissue diseases and rheumatic diseases in dentistry , Dentistry for cardiovascular, valvular disease and circulatory failure , inflammatory diseases of the mouth and dentistry</p>	
TESTING AND EVALUATION	1 MIDTERM 1 FINAL
LECTURE BOOK	Student Handout
EDUCATION LANGUAGE	ENGLISH

SUBJECT CODE	DHD 515
SUBJECT NAME	Ophthalmology
SEMESTR	Fifth Year
LECTURE TYPE	OBLIGATORY SUBJECT
WEEKLY LECTURE HOURS	1 Hour
ECTS CREDİTS	1
DERS İÇERİĞİ	Diseases of eyelids, Lacrimal system, Dry eye syndromes, Orbital Diseases, Strabismus, Uveitis, Retinal diseases, Corneal diseases, Neuro-ophthalmology
TESTING AND EVALUATION	1 MIDTERM 1 FINAL
LECTURE BOOK	Student Handout
EDUCATION LANGUAGE	ENGLISH

SUBJECT CODE	DHD 510
SUBJECT NAME	Maxillofacial Prosthesis
SEMESTR	Fifth Year
LECTURE TYPE	OBLIGATORY SUBJECT
WEEKLY LECTURE HOURS	1 Hour
ECTS CREDİTS	2
DERS İÇERİĞİ	
<p>Definition of maxillofacial prosthesis and classification of etiological factors that cause facial deformities, Impression methods, Materials which are used for the construction of maxillofacial prosthesis, Retention in maxillofacial prosthesis, Plaques, <i>Splints</i>, Prosthesis which applied after maxillary resection, <i>Mandibular resection prosthesis</i>, Cleft lip and palate, <i>Radiotherapy prosthesis</i>, <i>Orbital, ocular, nasal and ear prosthesis</i>, <i>Ectodermal displasi and its treatment</i>, Importance of implants for maxillofacial patients, Maxillofacial trauma, Various maxillofacial prosthesis</p>	
TESTING AND EVALUATION	1 MIDTERM 1 FINAL
LECTURE BOOK	Student Handout
EDUCATION LANGUAGE	ENGLISH

12. INFORMATION ON THE NATIONAL HIGHER EDUCATION SYSTEM

The basic structure of the North Cyprus Education System consists of four main stages as pre-school education, primary education, secondary education and higher education.

Pre-school education consists of non-compulsory programs whereas primary education is a compulsory 8 year program for all children beginning from the age of 6. The secondary education system includes “General High Schools” and “Vocational and Technical High Schools”.

The Higher Education System in North Cyprus is regulated by the Higher Education Planning, Evaluation, Accreditation and Coordination Councili (Yükseköğretim Planlama, Denetleme, Akreditasyon ve Koordinasyon Kurulu – YÖDAK). Established in 1988, the Council regulates the activities of higher education institutions with respect to research, governing, planning and organization. The higher education institutions are established within the framework of the Higher Education Law. All programs of higher education should be accredited by YÖDAK.

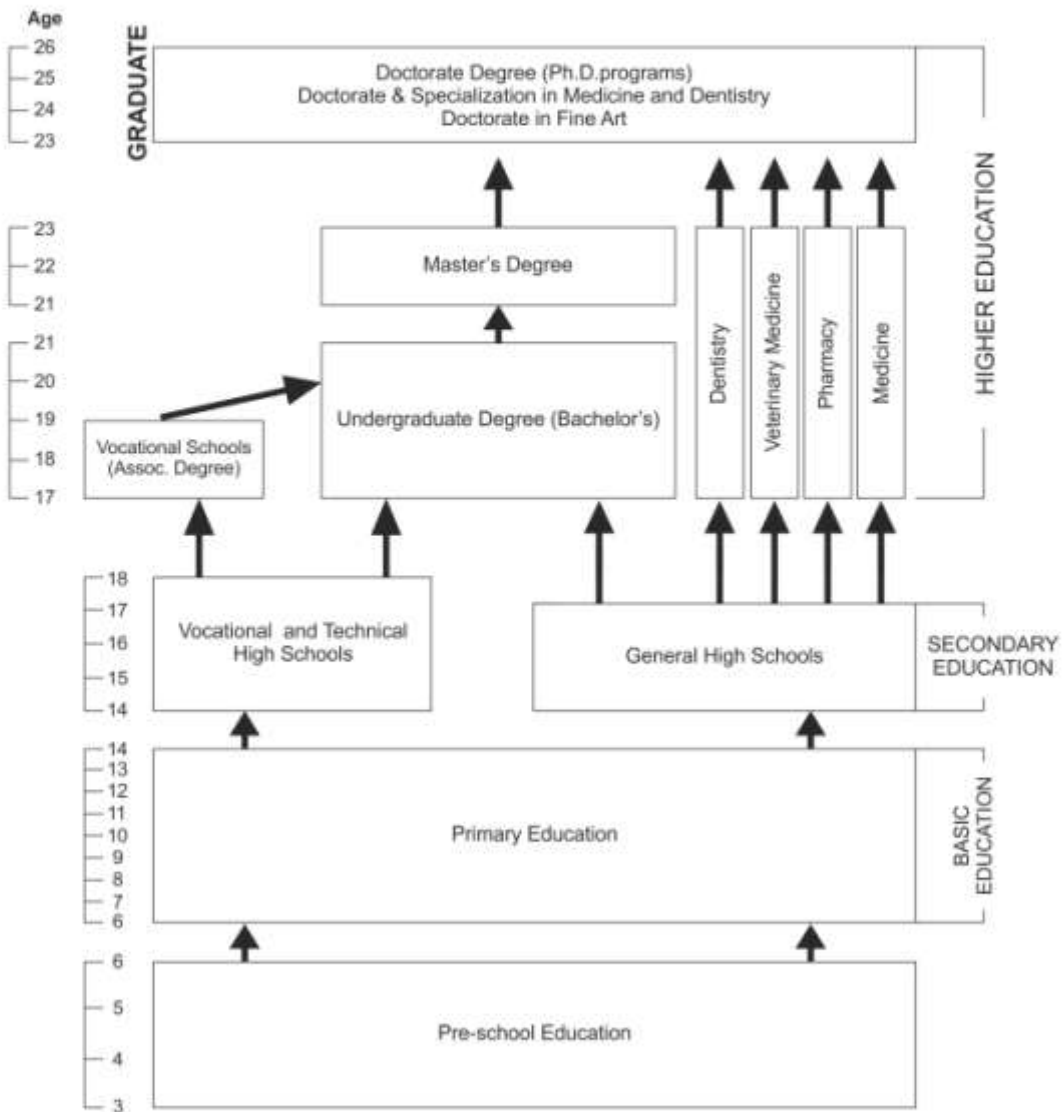
Higher education in North Cyprus comprises all post-secondary higher education programmes, consisting of short, first, second, and third cycle degrees in terms of terminology of the Bologna Process. The structure of North Cyprus higher education degrees is based on a two-tier system, except for dentistry, pharmacy, medicine and veterinary medicine programmes which have a one-tier system. The duration of these one-tier programmes is five years except for medicine which lasts six years. The qualifications in these one-tier programmes are equivalent to the first cycle (bachelor degree) plus secondary cycle (master degree) degree. Undergraduate level of study consists of short cycle (associate degree) - (önlisansderecesi) and first cycle (bachelor degree) - (lisansderecesi) degrees which are awarded after the successful completion of full-time two-year and four-year study programmes, respectively.

Graduate level of study consists of second cycle (master degree) – (yükseklisansderecesi) and third cycle (doctorate) – (doktoraderecesi) degree programmes. Second cycle is divided into two sub-types named as master without thesis and master with thesis. Master programmes without thesis consists of courses and semester project. The master programmes with a thesis consist of courses, a seminar, and a thesis. Third cycle (doctorate) degree programmes consist of completion of courses, passing a qualifying examination and a doctoral thesis. Specializations in dentistry, accepted as equivalent to third cycle programmes are carried out within the faculties of dentistry. Specialization in medicine, accepted as equivalent to third cycle programmes are carried out within the faculties of medicine, and university hospitals and training hospitals operated by the Ministry of Health.

Universities consist of graduate schools (institutes) offering second cycle (master degree) and third cycle (doctorate) degree programmes, faculties offering first cycle (bachelor degree) programmes, four-year higher schools offering first cycle (bachelor degree) degree programmes with a vocational emphasis and two-year vocational schools offering short cycle (associate degree) degree programmes of strictly vocational nature.

Second cycle degree holders may apply to third cycle programmes if their performance at the first cycle degree level is exceptionally high and their national central Graduate Education Entrance Examination (ALES) score is also high and their application is approved. The doctoral degree is conferred subject to at least one publication in a cited and refereed journal.

GENERAL STRUCTURE OF THE NORTH CYPRUS EDUCATION SYSTEM



13. RESUMES OF ACADEMIC STAFF

Serap ÇETİNER

Education

D.D.S. (1983) Ankara University Faculty of Dentistry, Ankara, Turkey

Ph.D. (1988) Ankara University Faculty of Dentistry, Department of Pediatric Dentistry, Ankara, Turkey

Academic Experience

Present Position: Professor Doctor, Founder Dean of University of Kyrenia Faculty of Dentistry, Department of Pediatric Dentistry, TRNC .

University of Kyrenia Dr. Suat Günsel Dental Hospital, Head Doctor

Near East University, Faculty of Dentistry Chairperson of Department of Pedodontics

Administrative Experience

University	Country	City	Department	Position	Year
University of Kyrenia	TRNC	Kyrenia	University of Kyrenia Dr. Suat Günsel Dental Hospital	Head Doctor	2017-
University of Kyrenia	TRNC	Kyrenia	University of Kyrenia Faculty of Dentistry Founder Dean	Dean	2017-
University of Kyrenia	TRNC	Kyrenia	University of Kyrenia Faculty of Dentistry Founder Dean	Chairperson, Department of Pedodontics	2017-
Near East University	TRNC	Nicosia	Faculty of Dentistry Department of Pediatric Dentistry	Prof. Dr. Vice Dean	2011-2017

Near East University	TRNC	Nicosia	Faculty of Dentistry Department of Pediatric Dentistry	Prof. Dr. Chairperson Quality Coordinator	2007-
Ankara University	Turkey	Ankara	Faculty of Dentistry Department of Pediatric Dentistry	Prof. Dr. Chairperson	2003-2007
Ankara University	Turkey	Ankara	Faculty of Dentistry Department of Pediatric Dentistry	Prof. Dr. Pediatric Dentistry, Lecturer	2000-2003
Ankara University	Turkey	Ankara	Faculty of Dentistry Department of Pediatric Dentistry	Prof. Dr. Coordinator of Public Relations, Ankara University	1999-2000
Ankara University	Turkey	Ankara	Faculty of Dentistry Department of Pediatric Dentistry	Prof. Dr. Pediatric Dentistry, Lecturer	1998-1999
Ankara University	Turkey	Ankara	Faculty of Dentistry Department of Pediatric Dentistry	Associate Professor Pediatric Dentistry, Lecturer	1991-1998
Ankara University	Turkey	Ankara	Faculty of Dentistry Department of Pediatric Dentistry	Assistant Professor Pediatric Dentistry, Lecturer	1991-1992
Ankara University	Turkey	Ankara	Faculty of Dentistry Department of Pediatric Dentistry	Research Assistant, Pediatric Dentistry	1985-1991

Undergraduate and post graduate lectures:

			LECTURE CODE	COURSE NAME
	TEORIC	PRATIC		
Prof. Dr. Serap ÇETİNER	2		DHMAD217	DENTAL MATERIALS
	2	3	DHPED320	pedodontics 1
	1	3	DHPED420	pedodontics 2
	1		DHTADS 421	community oral health
		3	DHTADS508	community oral health
		4	DHPED524	pedodontics 1
	2	4	ADS103	basic principles of dentistry
	3		DPE601	first diagnosis, anamnesis, radiology, diagnostic methods and treatment planning in pedodontics
	3		DPE602	developmnt of tooth caries, preventive methods and dental infection treatment in primary and young permanent teeth
	3		DPE604	physical, psychologic, social development and behaviour patterns, behaviour management in pedodontics, general anesthesia

				andsedation techniques.
3			DPE607	treatment planning, preservative applications and treatment approaches in handicapped children and adolescents patients.
1			PDE 650	systemic, genetic, periodontal diseases and oral pathologies in children and adolescents.
2			DPE 654	community oral- tooth health and conservative dentistry applications.

Membership in Scientific Societies

Turkish Pediatric Dentistry Association

IAPD (International Association of Paediatric Dentistry)

IADT (International Association of Dental Traumatology)

Language Ability

English, Turkish

Keynote Speaker

Özen B., Faytrouny M., Özer L., Özalp N., Sarı Ş., Çetiner S., Ökte Z., Küçükyavuz Z., Ünal N. Success of conscious sedation in pediatric dental patients. Conventional European Division (CED), Scandinavian Division (NOF) and Israeli Division (ID) of IADR, 25-28 August 2004, İstanbul. (Bildiri)

Kurtiş B., Delibaşı C., Çetiner S., Günhan O. Agenesis of root structure of maxillary permanent teeth in a child after radiation therapy due to burkitt lenfoma (a case report). . 5th Congress of the Balkan Stomatological Society, 13-16 April 2000, Thessaloniki (Poster)

Oray O. F., Rolla G., Çetiner S. A comparison of fluoride release from restorative glass ionomer cements. 4th Congress of the Balkan Stomatological Society, 22-25 March 1999, İstanbul Convention Exhibition Center, Turkey (Poster)

Sarı Ş., Çetiner S., Şimşek Ş. Adesiv materyallerinin süt dişi dentinine bağlantısında %10'luk formalinin etkisi Türk Pedodonti Derneği 12. Ulusal Kongresi, 10 noand#8217;lu bildiri, 2001

Success of conscious sedation in pediatric dental patients. CED/ NOF/ ID, IADR- 2004.

K. Dalcı, A. Alankuş Kalender, L. Özkan, L. Vahdettin, S. Çetiner. Prevalence of dental developmental anomalies: a radiographic study. 22. Uluslararası Pediatrik Diş Hekimleri Akademisi Kongresi, Münih, Almanya, 17-20 Haziran 2009

L.Özkan, S.Çetiner, "CBCT Evaluation Of Gorlin-Goltz Syndrome In a Child Patient" 10th Congress of the European Academy of Peadiatric Dentistry, Harrogate, 2010

S. Cetiner, B. Kurkcu, M.T. Karaoglu, A. Ozkul. Cultivation and characterization of stem cells from human exfoliated primary teeth. Oral presentation.10th Congress of the European Academy of Peadiatric Dentistry, Harrogate, 2010

Selected Publications

Bayrak Ş., Şen Tunç E, Çetiner S. Mineral trioxide aggregate (MTA)'in intrakoronel ağartma uygulamalarında bariyer materyali olarak kullanımının karşılaştırılmalı değerlendirilmesi. A.U.Diş Hek Fak.Derg. 32(2):107-114, 2005

Şen Tunç E, Özer L, Sarı Ş, Çetiner S.LED ışık cihazı ile polimerize edilen üç farklı kompomerin

sitotoksik etkilerinin insan pulpa fibroblastlarında değerlendirilmesi. A.U.Dis Hek. Fak.Derg.31:191-199,2004.

Fluoride release from a cermet cement and a resin modified glass ionomer cement. Balk J Stom 1999;3:153-55

Ozer L, Cetiner S, Ersoy E. Regional odontodysplasia: report of a case. J Clin Pediatr Dent. 2004 Fall;29(1):45-8.

Üçtaşlı S., Okşak Oray G., Çetiner S. Aşırı doku kaybı olan süt dişlerinde yeni bir teknikle kompozit resin esaslı kron yapımı. Hekimler Birliği Vakfı Türkiye Klinikleri DişHekimliği Bilimleri Dergisi 5(1):26-30,1999.

Çetiner S., Okşak Oray G., Üçtaşlı S. İki farklı materyalden hazırlanmış ön grup kronların kırılma dirençlerinin araştırılması. Hekimler Birliği Vakfı Türkiye Klinikleri DişHekimliği Bilimleri Dergisi 4(2):106-109,1998.

Sonat B., Çetiner S., Zıraman F. Intrakoronel ağartma uygulamalarının izolasyon bariyer materyallerinin yüzey yapılarına etkilerinin değerlendirilmesi. A.Ü. Diş Hek Fak Derg 25(1):13-21,1998.

Çetiner S., Sarı S. Süt dişi restorasyonlarında kermet simanların kenar sızıntılarının invitro ve 6 aylık invivo sonuçlarının karşılaştırılması değerlendirilmesi. A.Ü. Diş Hek Fak Derg 25(1):57-63,1998.

Çetiner S., Sonat B., Bilgin Z., Sarı Ş. Kanal dolgu materyallerinin süt dişi kanallarına adaptasyonunun değerlendirilmesi. A.Ü. Diş Hek Fak Derg 25(1):23-28,1998

Çetiner S., Okşak Oray G., Sarı Ş. ART teknikle uygulana cam iyonomer restorasyonların kenar adaptasyonlarının değerlendirilmesi. Pedodonti Klinik/Araştırma Dergisi, (1997 Kabul yazısı).

Çetiner S., Eskitaşçıoğlu G., Bilgin Z. Fissür örtücülerin mine ve dentine kazandırdığı direncin SESA yöntemiyle incelenmesi. Pedodonti Klinik/Araştırma Dergisi, (1997 Kabul yazısı).

Ersoy A.E., Çetiner S., Okşak G., Ölmez H. Çocuklarda protetik tedavi yaklaşımları. Pedodonti Klinik/Araştırma Dergisi, (Ekim 1995 Kabul yazısı).

Ersoy A.E., Çetiner S., Özgey S. Kompozit inley materyalinin seramik inley ve posterior kompozit materyalleri ile kırılma özellikleri yönünden karşılaştırılması incelenmesi. A.Ü. Diş Hek Fak Derg

22:281-284, 1995

Ersoy A.E., Çetiner S., Özgey S. Kompozit inley, seramik inley ve posterior kompozit restorasyonların kenar sızıntısı özelliklerinin karşılaştırılması incelenmesi. A.Ü. Diş Hek Fak Derg 22:275-279, 1995

Aras Ş., Bilgin Z., Çetiner S., Özalp N. Biberon çürüğü etiolojisinde yer alabilecek faktörlerin incelenmesi A.Ü. Diş Hek Fak Derg 23:175-181, 1994

Bilgin Z., Aras Ş., Çetiner S., Özalp N. Ankara'da farklı sosyo-ekonomik düzeydeki 2-6 yaş grubu çocuklarda süt dişlerinde çürük sıklığı ve biberon çürüğü sıklığı A.Ü. Diş Hek Fak Derg 21:233-236, 1994

Çetiner S. Renkleşmiş dişlerin tedavisinde ağartma yöntemleri. Türk Dişhekimleri Birliği Dergisi 20: 19-23, 1992.

Çetiner S. Cam iyonomer simanlar. Türk Dişhekimleri Birliği Dergisi 19: 16-17, 1992.

Çetiner S. Cam iyonomer simanların kenar sızıntılarının araştırılmasında kullanılan farklı iki boyanın sonuca etkileri. A.Ü. Diş Hek Fak Derg 19:415-420, 1992

Çetiner S., Sönmez H., Balk F. Değişik kaide materyali uygulanan amalgam restorasyonların kenar sızıntılarının farklı iki yöntemle karşılaştırılması değerlendirilmesi. A.Ü. Diş Hek Fak Derg 19:421-426, 1992

Çetiner S. Süt dentisyonda geminasyon ve füzyon (Olgu bildirimi) A.Ü. Diş Hek Fak Derg 19:479-482, 1992

Aras Ş., Çetiner S. Değişik okzalit tedavilerinin smear tabakası üzerine etkilerinin SEM ile değerlendirilmesi. A.Ü. Diş Hek Fak Derg 18:275-281, 1991

Aras Ş., Çetiner S. Değişik asit uygulamalarının smear tabakası üzerine etkilerinin SEM ile değerlendirilmesi. A.Ü. Diş Hek Fak Derg 18:264-274, 1991

Ersoy A.E., Çetiner S. Tetrasiklin renkleşmeli dişlerin tedavisinde ağartma yöntemleri. A.Ü. Diş Hek Fak Derg 17:161-164, 1990 11. Çetiner S., Aras Ş. Ketac-Silver'in bazı fizik-mekanik özelliklerin araştırılarak, posterior süt dişi restorasyonları için değerlendirilmesi. A.Ü. Diş Hek Fak Derg 17:339-343, 1990

Durutürk L., Çetiner S., Ersoy A.E. Estetik problemlili dişlerin tedavisinde konservatif yaklaşımlar.

A.Ü. Diş Hek Fak Derg 16:511-517, 1989 9. Çetiner S., Aras Ş. Ketac-Silver'in diş yapılarına bağlanmasının geleneksel cam iyonomer siman ve yüksek bakırlı amalgamla karşılaştırılması olarak incelenmesi. A.Ü. Diş Hek Fak Derg 17:215-219, 1990

Ersoy E., Çetiner S, Koçak F. Post-core uygulamalarında core materyali olarak kullanıldığında cam-cermet simanların basınç dayanıklarının karşılaştırmalı incelenmesi. A.Ü. Diş Hek Fak Derg 16:413-417, 1989

Aras Ş., Mısırlıgil A., Çetiner S. Kenar sızıntısının engellenmesinde kullanılan çeşitli ajanların antibakteriyel etkinliklerinin araştırılması A.Ü. Diş Hek Fak Derg 16:93-96, 1989

Aras Ş., Çetiner S. Yüksek bakırlı amalgam dolguların kenar sızıntısının azaltılmasında bağlayıcı ajanlarla kavite lakının etkinliğinin invitro olarak değerlendirilmesi. A.Ü. Diş Hek Fak Derg 16:97-101, 1989

Durutürk L., Şener B., Çetiner S. The duration of effectiveness of comphorated parachlorophenol in deciduous teeth. J Fac Pharm Gazi 4: 85-91, 1987. (Bu çalışma Chemical Abstracts 108:359, Abst no:2210096, 1988'de yayınlanmıştır.)

Yazıcıoğlu A.N.,Türköz E, Yazıcıoğlu B., Lüle S., Ulusoy M., Ulusoy N., Türköz E., Uzan B., Bumin Ç., Çetiner S.,Ulusoy N., Tulga F. Ankara'da ilkokul çocuklarında diş sağlığı konusunda bir prevelans araştırması. Bölüm II Tandoğan İlkokulu Öğrencilerinde diş sağlığı. A.Ü. Diş Hek Fak Derg 13:79-88, 1985

Yazıcıoğlu A.N., Yazıcıoğlu B., Ulusoy M., Bumin Ç, Ulusoy N., Türköz E., Lüle S., Uzan B., Çetiner S., Tulga F. Ankara'da ilkokul çocuklarında diş sağlığı konusunda bir prevelans araştırması. Bölüm 1. TED Ankara Koleji İlk Kısım Öğrencilerinde diş sağlığı. A.Ü. Diş Hek Fak Derg 12:693-706, 1985

Aras Ş., Çetiner S. Odontodisplazi (Olgu Bildirisi) A.Ü. Diş Hek. Fak. Derg 11:283-290, 1984

Cetinbas T, Halil S, Akcam MO, Sari S, Cetiner S. Hemisection of a fused tooth. Oral Surg Oral Med Oral Pathol Oral Radiol Endod. 2007 Oct;104(4):e120-4.

Ozer L, Cetiner S, Ersoy E. Regional odontodysplasia: report of a case. J Clin Pediatr Dent. 2004 Fall;29(1):45-8.

Fluoride release from a cermet cement and a resin modified glass ionomer cement. Balk J Stom 1999;3:153-55

Durutürk L., Şener B., Çetiner S. The duration of effectiveness of comphorated parachlorophenol in

decidious teeth. J Fac Pharm Gazi 4: 85-91, 1987. (Bu çalışma Chemical Abstracts 108:359, Abst no:2210096, 1988'de yayınlanmıştır.)

Dalcı K, Çetiner S: Soft Tissue Profiles of 3-5 Year Old Preschool Children” Journal of clinical pediatric dentistry, 2011, Volume 35 Number 3, 339-344.

Ozkan, L., Aksoy, S., Orhan, K., Cetiner, S., Uyanık, L.O., Buhara, O. ve Oz, U. Case Report: Multiple Keratocystic Odontogenic Tumor in a Non-Syndromal Pediatric Patient. *European Journal of Pediatric Dentistry*, 2014 Jul;15(2 Suppl):241-4.

Ozkan, L., Cetiner, S. ve Sanlidag, T. (2014). Effect of Er,Cr:YSGG Laser Irradiation with Radial Firing Tips on *Candida albicans* in Experimentally Infected Root Canals. *Biomed Research International*, 2014;2014:938245.

Academic Researches published in national meetings

Çetiner S., Aras Ş. Ketac Silver’in diş yapılarına tutuculuğunun Chemfill I ve ANA 200 ile karşılaştırılmalı olarak değerlendirilmesi. Türk Pedodonti Derneği 6. Bilimsel Kongresi, 14-20 Mayıs 1989, Club Salima- Antalya **(Bildiri)**

Aras Ş., **Çetiner S.** Değişik asit uygulamalarının smear tabakası üzerine etkilerinin SEM ile incelenmesi. Türk Pedodonti Derneği 7. Bilimsel Kongresi, 20-26 Mayıs 1990, Turtel Tatil Köyü, Sorgun-Antalya **(Bildiri)**

Çetiner S., Balk F., Sönmez H. Değişik kaide materyali uygulanan amalgam restorasyonların kenar sızıntılarının farklı iki yöntemle karşılaştırılmalı olarak değerlendirilmesi. Türk Pedodonti Derneği 7. Bilimsel Kongresi, 20-26 Mayıs 1990, Turtel Tatil Köyü, Sorgun-Antalya **(Bildiri)**

Çetiner S., Ersoy E. Çock protezleri. Türk Pedodonti Derneği 7. Bilimsel Kongresi, 20-26 Mayıs 1990, Turtel Tatil Köyü, Sorgun-Antalya **(Bildiri)**

Aras Ş., **Çetiner S.** Değişik yapıdaki dentin bonding ajanların asitleme karşısındaki koruyucu etkilerinin SEM ile araştırılması. Türk Pedodonti Derneği 7. Bilimsel Kongresi, 20-26 Mayıs 1990, Turtel Tatil Köyü, Sorgun-Antalya **(Bildiri)**

Aras Ş., **Çetiner S.** Smear tabakası üzerine değişik oxalat tedavilerinin etkisinin SEM ile incelenmesi. Türk Pedodonti Derneği 7. Bilimsel Kongresi, 20-26 Mayıs 1990, Turtel Tatil Köyü, Sorgun-Antalya **(Bildiri)**

Çetiner S., Sarı Ş. Süt dişlerinde uygulanan tünel restorasyonların kenar sızıntısının in vivo olarak değerlendirilmesi. Türk Pedodonti Derneği 1. İzmir Pedodonti Sempozyumu, 27-30 Eylül 1992, Altinyunus, Çeşme-İzmir **(Bildiri)**

Bilgin Z., Özalp N., **Çetiner S.**, Aras Ş. Değişik sosyo-ekonomik seviyedeki ebeveynlerin çocukların

ağız-diş sağlığı konularındaki bilgi düzeylerinin değerlendirilmesi. Türk Pedodonti Derneği 8. Bilimsel Kongresi, 29 Ağustos-4 Eylül 1993, Sunrise, Manavgat-Antalya **(Poster)**

Çetiner S., Eskitaşçioğlu G. Fissür sealantların mine ve dentine kazandırdığı direncin SESA yöntemiyle incelenmesi. Türk Pedodonti Derneği 2. Bilimsel Sempozyumu, 30 Nisan- 4 Mayıs 1994, Jasmine Court Otel, Girne- Kıbrıs **(Bildiri)**

Aras Ş., **Çetiner S.**, Bilgin Z., Özalp N. Ankara'da 2 yaş grubu çocuklarda biberon çürüğü insidansı ve etyolojisinin tartışılması. Türk Pedodonti Derneği 2. Bilimsel Sempozyumu, 30 Nisan- 4 Mayıs 1994, Jasmine Court Otel, Girne- Kıbrıs **(Poster)**

Aras Ş., **Çetiner S.**, Bilgin Z. Florlu kompozit ve cam cermet simandan salınan fluor miktarının değerlendirilmesi. Türk Pedodonti Derneği 2. Bilimsel Sempozyumu, 30 Nisan- 4 Mayıs 1994, Jasmine Court Otel, Girne- Kıbrıs **(Poster)**

Bilgin Z., **Çetiner S.** İlkokul çağı çocuklarına yönelik ağız-diş sağlığı projesi (tarama, eğitim, koruyucu uygulama). Türk Pedodonti Derneği 4. Bilimsel Sempozyumu, 7-10 Temmuz 1998, Grand Zorlu Otel- Trabzon **(Poster)**

Sarı Ş., **Çetiner S.**, Şimşek Ş. Adeziv materyallerin süt dişi dentinine bağlantısında %10'luk formalinin etkisi. Türk Pedodonti Derneği 12. Ulusal Kongresi, 27-31 Mayıs 2001, Magic Life Club- Bodrum **(Bildiri)**.

Özen B., Alanoğlu Z., Arpacı Ö.T., Çanakçı N., **Çetiner S.** Premedikasyon amacıyla farklı midazolam kullanım tekniklerinin karşılaştırılması. Türk Pedodonti Derneği 12. Ulusal Kongresi, 27-31 Mayıs 2001, Magic Life Club- Bodrum **(Poster)**

Özer L., Çetiner S., Ökte S., Ersoy E. Odontodisplazi: Olgu Raporu. Türk Pedodonti Derneği 13. Ulusal Kongresi, 25-29 Mayıs 2003, Lykia World- Fethiye **(Poster)**

Şen Tunç E., Özer L., Sarı Ş., **Çetiner S.** Farklı ışık kaynaklarının kompomerlerin sitotoksitesisi üzerine etkisi. Türk Pedodonti Derneği 13. Ulusal Kongresi, 25-29 Mayıs 2003, Lykia World- Fethiye **(Bildiri)**

Özen B., Özalp N., Özer L., **Çetiner S.**, Küçükyavuz Z., Ünal N. Pedodontide bilinçli sedasyon uygulamalarında meyve sularının oral midazolamla etkileşimlerinin Bis ile değerlendirilmesi. Türk Pedodonti Derneği 13. Ulusal Kongresi, 25-29 Mayıs 2003, Lykia World- Fethiye **(Bildiri)**

Şen Tunç E., Özen B., Özer L., Özalp N., **Çetiner S.** Çocuk hastada süt dişi çekim nedenleri. Türk Pedodonti Derneği 13. Ulusal Kongresi, 25-29 Mayıs 2003, Lykia World- Fethiye **(Poster)**

Kurtiş B., **Çetiner S.** Sürekli dişlerin sürme zamanlarının farklı sosyo-ekonomik düzeylere göre

değerlendirilmesi. Türk Pedodonti Derneği 13. Ulusal Kongresi, 25-29 Mayıs 2003, Lykia World-Fethiye **(Bildiri)**

Bayrak Ş., Şen Tunç E., **Çetiner S.** Internal bleaching uygulamalarında izolasyon bariyer materyali olarak kullanılan minetal trioksit aggregatein koronal sızıntıya etkisinin karşılaştırılması olarak değerlendirilmesi. Türk Pedodonti Derneği 5. Ulusal Sempozyumu, 25-29 Mayıs 2004- Konya **(Poster)**

Özen B., Faytrouny M., Özer L., Özalp N., Sarı Ş., **Çetiner S.**, Ökte Z., Ören İ., Küçükyavuz Z., Ünal N. Pedodontide kullanılan bilinçli sedasyon tekniklerinin retrospektif olarak değerlendirilmesi. Türk Pedodonti Derneği 5. Ulusal Sempozyumu, 25-29 Mayıs 2004- Konya **(Bildiri)**

Şen Tunç E., **Çetiner S.**, Özkul A. İki ticari MTA formunun sitotoksik özelliklerinin kalsiyum hidroksit ile karşılaştırılması değerlendirilmesi. Türk Pedodonti Derneği 14. Ulusal Kongresi, 11-15 Mayıs 2005, Hotel Limra Tatil Köyü, Kemer- Antalya **(Bildiri)**

Şen Tunç E., **Çetiner S.**, Mısırlıgil A. Beyaz ve gri MTA'nın antimikrobiyal özelliklerinin kalsiyum hidroksit ile karşılaştırılması değerlendirilmesi. Türk Pedodonti Derneği 14. Ulusal Kongresi, 11-15 Mayıs 2005, Hotel Limra Tatil Köyü, Kemer- Antalya **(Bildiri)**

Emre B., Dalcı K., **Çetiner S.** Ankara'da 3-5 yaş grubu anaokulu çocuklarında ağız diş sağlığı alışkanlıklarının ve çürük prevalansının değerlendirilmesi. Türk Pedodonti Derneği 14. Ulusal Kongresi, 11-15 Mayıs 2005, Hotel Limra Tatil Köyü, Kemer- Antalya **(Poster)**

Işık Z., **Çetiner S.**, Işık U. Ankara'daki pedodonti ile diş hastalıkları ve tedavisi ve endodonti anabilim dallarında çalışan akademisyenlerin tükenmişlik düzeylerinin karşılaştırılması. Türk Pedodonti Derneği 14. Ulusal Kongresi, 11-15 Mayıs 2005, Hotel Limra Tatil Köyü, Kemer- Antalya **(Bildiri)**

Özen B., **Çetiner S.**, Ünal N. Pedodontide bilinçli sedasyon uygulamalarında midazolamın amnezik etkileri. Türk Pedodonti Derneği 14. Ulusal Kongresi, 11-15 Mayıs 2005, Hotel Limra Tatil Köyü, Kemer- Antalya **(Bildiri)**

Özen B., **Çetiner S.**, Ünal N. Çocuk diş hekimliğinde farklı sedasyon yöntemlerinin etkinliğinin değerlendirilmesi. Türk Pedodonti Derneği 14. Ulusal Kongresi, 11-15 Mayıs 2005, Hotel Limra Tatil Köyü, Kemer- Antalya **(Bildiri)**

Dalcı K., Bayrak Ş., Yıldırım G., **Çetiner S.** Çocuklarda dental erozyon ile oral hijyen ve sosyo-ekonomik durum arasındaki ilişki. Türk Pedodonti Derneği 6. Ulusal Sempozyumu, 26-27 Mayıs 2006, Isparta. **(Poster)**

L. Özkan, S. Cetiner, S. Aksoy, K. Orhan, "Bir Çocuk Hastada Görülen Multipl Odontojenik

Keratokistler: Klinik ve Radyografik İnceleme” 16. Türk Pedodonti Derneği Kongresi, Çeşme-İzmir, 2009. **(Poster)**

K. Dalcı, A. Alankuş Kalender, L. Özkan, L. Vahdettin, S. Çetiner. Prevalence of dental developmental anomalies: a radiographic study. 22. Uluslararası Pediatrik Diş Hekimleri Akademisi Kongresi, Münih, Almanya, 17-20 Haziran 2009 (Poster)

S. Cetiner, B. Kurkcu, M.T. Karaoglu, A. Ozkul. Cultivation and characterization of stem cells from human exfoliated primary teeth. Oral presentation.10th Congress of the European Academy of Paediatric Dentistry, Harrogate, 2010 (Oral Presentation)

Ozkan, L., Kose, N.Y., Cetiner, S., Güvenir, M., Suer, H.K. (2012). Radial-Firing Uçlar Kullanılarak Erbium, Chromium: Yttrium-Scandium-Gallium-Garnet Lazerin *Candida albicans* Üzerindeki Antifungal Etkinliği. [Poster]. *19th Congress of Turkish Paediatric Dentistry Association*, Antalya, Turkey.

Kose, N.Y., Ozkan, L., Korun, S. ve Cetiner, S. (2012). Kuzey Kıbrıs Türk Cumhuriyeti’nde Yaşayan 5 Yaş Grubu Çocukların Ağız Diş Sağlığı Profili. [Poster]. *19th Congress of Turkish Paediatric Dentistry Association*, Antalya, Turkey.

FDI World Dental Federation 28-31 August 2013-Poster Presentation(P235)- Root Canal Configuration of Maxillary Molars in a Turkish Population

Çetiner, S., Korun, S., Ozkan, L., Islam, A., Oge, O.A. ve Sakar, T. (2014). Oral Health Survey of 5 and 12 Years Old School Children in Turkish Republic of Northern Cyprus. [Poster]. *12th Congress of European Academy of Paediatric Dentistry*, Sopot Poland.

Ozkan, L., Kurkcu, B. ve Cetiner, S. (2014). Role of occlusal trauma in periapical pathoses: two case reports. [Poster]. *18th World Congress on Dental Traumatology*, İstanbul, Turkey.

Ozkan, L., Güvenir, M., Suer, H.K, Cetiner, S. (2014). Effect of Er,Cr:YSGG Laser Irradiation With Radial Firing Tips On *Enterococcus faecalis* In Experimentally Infected Root Canals. *8th International Congress of Mediterranean Societies of Paediatric Dentistry and 21st Congress of Turkish Society of Paediatric Dentistry*. Oral Presentation, İstanbul, Turkey.

PhD. Thesis Supervised

1-Süt dişlerine farklı tekniklerle uygulanan rezin modifiye cam iyonomer restoratif materyalin (vitremer) pulpadaki biyolojik uyumunun ve dentine bağlantısının değerlendirilmesi **[Evaluation of the properties of dentine bonding and pulpal biocompatibility of resin modified glass ionomer restorative (vitremer) applied to primary teeth with various techniques]** Güliz Okşak Oray 2000.

2-Sürekli dişlerin sürme zamanlarının farklı sosyo-ekonomik düzeylere göre değerlendirilmesi [Evaluation of permanent tooth emergence in children with different socio-economic levels] Burcu Kutlay Kurtiş 2002.

3-Çocuk diş hekimliğinde farklı sedasyon tekniklerinin etkinliğinin değerlendirilmesi [The evaluation of the efficiency of different sedation techniques in pediatric dentistry] Buğra Özen 2005.

4-Mineral trioxide aggregateand#39;in sitotoksik ve antimikrobiyal özelliklerinin değerlendirilmesi [Evaluation of cytotoxic and antimicrobial properties of mineral trioxide aggregate] Emine Şen Tunc 2005.

5-Kaygılı çocuk hastaların tedavilerinde nitroz oksit oksijen sedasyonu ve davranış yönlendirme tekniklerinin etkinliğinin karşılaştırmalı değerlendirilmesi [The comparative evaluation of the efficiency of nitrous oxide oxygen sedation and behaviour management techniques in anxious child patients] Zeynep Işık 2007.

6-Ankara İlinde 3-5 Yaş Grubu Anaokulu Çocuklarında Oklüzal Düzlem İlişkileri, Profil ve Fizyolojik Diş Boşluklarının İncelenmesi [Examination of Occlusal Plane Relationships, Profiles and Physiologic Spacing of Teeth in the Dentitions of 3-5 Year Old Preschool Children in Ankara City] Kerem Dalcı 2007.

7-Eksfoliye süt ve gömülü üçüncü büyük azı dişlerinden izole edilen kök hücrelerin kültivasyonu ve karakterizasyonu [The cultivation and characterization of stem cells from human exfoliated deciduous teeth and impacted third molar teeth] Banu Kürkçü 2010.

8-Er, Cr:YSGG lazerin süt ve sürekli dişlerde kullanılabilirliğinin in vitro koşullarda değerlendirilmesi [Invitro evaluation of Er, Cr:YSGG laser application in primary and permanent teeth] Zerhan Kızılelma Çelikten 2011.

9-Simüle edilmiş immatür dişlerde Güta-Perka/AH Plus ve Resilon/Epiphany SE kök kanal dolgu sistemlerinin koronal sızıntı, apikal sızıntı, kırılma direnci ve kök kanal dentinine adaptasyon yeteneği yönünden karşılaştırılması [Comparison of coronal and apical leakage, fracture resistance and root canal dentin adaptation ability of Gutta-Percha/AH Plus and Resilon/Epiphany SE root canal filling systems in simulated immature teeth] Levent Demiriz 2011.

10-Er, Cr:YSGG lazerin antimikrobiyal etkinliğinin ve kök kanal duvarları üzerinde oluşturduğu morfolojik değişimlerin in vitro koşullarda değerlendirilmesi [In vitro evaluation of the antimicrobial effects of Er, Cr:YSGG laser and its morphological alterations on root canal surfaces] Leman Özkan 2014.

11-Dental Erozyonu Önlemek İçin Kullanılan Kalay, K.tosan ve PHS İçerikli Materyallerin Etkinliklerinin İn Vitro Koşullarda Değerlendirilmesi [Anti-Erosive effects of Stannous, Chitosan and Phytosphinhosine: An in-vitro study.] *Nermin Yönel 2016.*

12-Poli laktik asit bazlı yapı iskelelerinin süt dişi kök hücrelerindeki osteojenik indüksiyonlarının üç boyutlu değerlendirilmesi [Three dimensional evaluation of poly lactic acid scaffolds' osteogenic induction on stem cells from human exfoliated deciduous teeth.] *Aylin İslam 2017.*

13-Kord kanındaki 25-hidroksivitamin D değerlerinin erken çocukluk çağı çürükleri üzerine etkisinin değerlendirilmesi [An evaluation of the impact of cord blood 25-hydroxyvitamin D levels on early childhood caries.] *Sıla Korun 2017.*

Research / Development Projects Supervised / Participated

Name of Project	Budget	Date	Assignment	Type of Project
The cultivation and characterization of stem cells from human exfoliated deciduous teeth and impacted third molar teeth	61904.89	01.07.2007-01.07.2009	Coordinator	National

Address

Dean's Office , University of Kyrenia Faculty of Dentistry, Kyrenia, TRNC , Mersin-10, Turkey,

e-mail: serap.cetiner@kyrenia.edu.tr

Bahar GÜRSOY

Education

D.D.S. (1982) Istanbul University Faculty of Dentistry, Istanbul , Turkey

Ph.D. (1992) Marmara University Faculty of Dentistry, Department of OMFS

Academic Experience

Present Position: Professor Doctor ,University of Kyrenia Faculty of Dentistry,

Head of the Department of OMFS, TRNC

Administrative Experience

UNIVERSITY	COUNTRY	CITY	DEPARTMENT	POSITION	TERM
University of Kyrenia	TRNC	Kyrenia	Faculty of Dentistry Department of OMFS	Prof. Dr.	2017-
University of Marmara	Turkey	Istanbul	Faculty of Dentistry Department of OMFS	Prof. Dr.	2004- 2017
University of Marmara	Turkey	Istanbul	Faculty of Dentistry Department of OMFS	Associate .Prof. Dr.	1998- 2004
University of Marmara	Turkey	Istanbul	Faculty of Dentistry Department of OMFS	DDS,PhD	1992- 1998
University of Marmara	Turkey	Istanbul	Faculty of Dentistry Department of OMFS	PhD student	1985- 1992

University of Marmara, Faculty of Dentistry , Executive Board Member 2001-2004

University of Marmara, Faculty of Dentistry , Executive Board Member 2010-2010

University of Marmara, Faculty of Dentistry , Faculty Board Member 2010-2011

University of Marmara, Institute of Health Sciences , Faculty Representative and Educational Board Member. 2008-2010

University of Marmara, Institute of Health Sciences , Ethical Committee Member. 2009-2011

Undergraduate and post graduate lectures:

		LECTURE CODE	COURSE NAME
TEORIC	PRATIC		
2	0	DENT 321	Oral Surgery I
0	2	DENT 322	Oral Surgery Clinical Applications I
3	0	DENT 421	Oral Surgery II
0	2	DENT 422	Oral Surgery Clinical Applications II
1	0	DENT 471	Oral Pathology and Oral Diseases

Membership in Professional Societies

Turkish Association of Oral and Maxillofacial Surgery (TAOMS) Executive Board Member

DILAD Laser Academy (Founder Member)

ESOLA European Society Of Laser Application (Former Turkish Representative)

Language Ability

English, Turkish

Selected Publications

- A1. 1 -Gursoy,B.,Bradley,PF.:Penetration studies of low intensity laser therapy wavelenghts.Laser therapy,1996;8p.18.
- 2-Gursoy,B.,Energin,K.:Granular cell tumour(a case report)J.of M.U.Dent.Fac.2:4 1997 pp.631-633
- 3- Altundal,H., Salih,I., Gursoy,B.,Arslan,A.,Goker,K.:Spontaneous regression of multifocal eosinophilic granuloma of mandible:A case report .Oral Health and Dental Manegement in the Black Sea Countries.2003;3:5pp.36-40
- 4-Sener,BC.,Tasar,F.,Gursoy,B.,Salih,İ.:Graft Fixation with resorbable osteosynthesis systems for sandwich osteotomy technique.J.of Cranio-Maxillofac.Surg.2002;30:216
- 5-Gursoy,B.,Soyguden,B.,Dergin,G.,Sener,BC.:Comparison of fibrin glue and n-butyl-2-cyanoacrylate usage in onlay autogenous bone grafts fixation.J.Oral Maxillofac.Surg.2003;32p.79
- 6-Sener,BC.,Guvercin,M.,Gursoy,B.,Goker,K.:Phenprobamate in treatment of internal TMJ derangements. J.Oral Maxillofac.Surg.2003;32p.92
- 7-Altundal,H., Salih,I., Gursoy,B.,Olgac,V.:Pediatric cervicofacial Actinomycosis:A case report.J.of Dentistry for Children(71,2004)
- 8-Salih,I.,Altundal,H.,Gursoy,B.,Atalay,T.,Guvener,O:Odontoameloblastoma:A case report, Volume: 5 Number: 1September 2004
- 9-Altundal,H.,Gürsoy,B.:The influence of alendronate on bone formation after Autogenous free bone grafting in rats.Oral Surg Oral Med Oral Pathol Oral Radiol Endod 2005;99:258-291
- 10- Gursoy,B., Arslan,A., Altundal,H., Olgac,V.:Fibrous Dysplasia of the mandible:A case report. Oral Health and Dental Manegement in the Black Sea Countries.
- 11-Sebnem ,EY.,Erdoğan,F.,Gürsoy,B.:Evulation of the infection control aproaches of Turkish general dental practioners and Oral Specialists.Balkan Journal of Stamatology 2006;10:12-18
- 12-Dergin,G.,Gurler,G.,Guvercin,M.,Gursoy,B.;Vertical Alveolar Bone Distraction With Polytetrafloroethylene Membrane for Implant Application: A Technical Note J Oral Maxillofac Surg 65: 1050-1054 2007
- 13- Sener BC, Dergin G, Kelesoglu E, Gursoy B ,Salih I: Effects of Irrigation Temperature on heat control in vitro at different Drilling Depths. Clin. Oral Impl. Res. 20, 2009;294-298
- 14-Dergin G, Gurler G, Gursoy B: Modified Connective Tissue Flap : A New Approach to Closure of

An Oroantral Fistula. British Journal of Oral and Maxillofacial Surgery 45,2007: 251-252

15-Dergin G, Gurler G, Gursoy B: Onlay Block Bone Grafting in Alveolar Distraction Osteogenesis to Increase Callus Volume. Dental Implantation and Technology 2009:2-11

16 -Kucukkkeles Erol., Gursoy Bahar: Comparing the impact of using erbium yttrium aluminum Garnett laser or conventional scalpels and burs for the surgical removal of partially erupted mandibular third molars on pain, swelling, trismus, and anxiety. Journal of DENTAL LASERS Vol.9 / issue 1/ Jan-June 2015 ISSN 0976-2868

Academic Researches published in International meetings

. 1- Bahar Gürsoy and P.F.Bradley :Study of Tissue Penetration by 830 NM Wavelength Using Radiometer and CCD Camera The 4 th International Congress on Laser in Dentistry 6-10 August 1994 Singapore

2-Penetration Studies of Low Intensity Laser Therapy (LILT)Wavelengths Dr.B.Gürsoy XI.Congress International Society for Laser Surgery and Medicine Buenos Aires 1995

3-Gürsoy,B.,Altundal,H,Energin,K,Salih,İM,Dinçer,J.,Pinçe,O.:Servicofasiyal Aktinomikoz(bir olgu raporu)Türk Oral Maksillofasiyal Cerrahi Derneği 6 Uluslararası Kongresi.28Ekim -3 Kasım 1996,Antalya

4-Gürsoy,B.,Salih,İM.,Tokuş,F.,Güvener,Ö.:The comparative evaluation of the MRI and CT analysis of alloplastic graft materials used in extensive cyst cavities:one year follow up .Mediterranean Congress of Oral and Maxillofacial surgery.24-31 May 1997.Antalya

5-Altundal ,H., Salih , İ., Gürsoy , B., Arslan., Göker,K.: Eosinofilic Granuloma. 5 th . Mediterranean Congress of Oral and Maxillofacial Surgery, June ,16 - 20, 1999. Italy .

6-Groth ,EDB.,Gursoy,B.,Turton,CD.,Bradley,PF:830nm Laser penetration in soft tissue using a CCd camera .7th International Congress on Lasers in dentistry .30 July -2 August 2000 ,Brussels,Belgium

7-Salih,İ.,Noyan,A.,Dergin,G.,Garip,H.Gürsoy,B.,Güvener,Ö.:Oral cerrahide larangeal maskenin uygulanması ve entübasyon tüpüne göre kullanım avantajları .Türk Oral Maksillofasiyal Cerrahi Derneği 8.uluslararası Bilimsel Kongresi.17-21 Mayıs 2000,Antalya

8-Pekiner,F.,Yalçınkaya,ŞE.,Gürsoy,B.:Adıyaman'ın Besni ilçesinde ilkokul çocuklarının diş çürüğü sıklığı.TDB 7. Uluslararası Dişhekimliği Kongresi.19-24 haziran 2000,Mersin

9-Şener ,B.C., Güvercin , M., Dergin , G., Gürsoy , B., Salih , İ., Göker , K.: Bilateral Impactions of Mandibular Second and Third Molars and Reconstruction of Bony Defects . : Report of a Case . BaSS 2002 , 7 th. Congress of the Balkan Stomatological Society , March 28 – 30 2002 , Kuşadası / Turkey .

- 10-Dergin ,G.,Sener ,BC,Gursoy ,B.,Salih ,I.:Factors affecting heat production during implant site preparation:An in vitro study.Mediterranean dental implant congress .19-23 june 2002,Corfu
- 11-Guvercin,M.,Dergin,G.,Sener,BC.,Gursoy B.,Goker K.:Akut suppurative osteomyelitis due to a tooth extraction in acute phase of dental infection .BaSS 7 th Congress of Balkan Stomatological society 28-30 march 2002 Kuşadası
- 12-Sener,BC.,Tasar ,F.,Gursoy,B.,Salih,I.:Graft fixation with resorbable osteosynthesis systems for sandwich osteotomy technique.XVI th Congress of the European Association for Cranio-Maxillofacial Surgery .3-7 september 2002 Münster ,Germany
- 13-Gursoy,B.,Soyguden,B.,Dergin,G.,Sener,BC.:The Comparison of Fibrin adhesives and N-Butyl-2-Cyanoacrylate usage in onlay Autogenous Bone Grafts fixation.16 th International Conference on Oral and Maxillofacial Surgery.14-20 May 2003.Athens,Grece
- 14-Dergin,G.,Sener,BC.,Aktas,M.,Kelesoglu,E.,Gursoy,B.,Salih,I.:Effectiveness of irrigation type ,temperature of saline solution,and ice bed use in heat generation control during drilling:an in vivo study 16 th International Conference on Oral and Maxillofacial Surgery.14-20 May 2003.Athens,Grece
- 15-Sener,BC.,Guvercin,M.,Dergin,G.,Gursoy,B.,Goker,K.:Phenprobamate in treatment pf internal TMJ derangements.16 th International Conference on Oral and Maxillofacial Surgery.14-20 May 2003.Athens,Grece
- 16-Dergin,G.,Güvercin,M.,Salih,İM.,Gürsoy,B.:İmplant cerrahisinde yumuşak doku düzenlemesi.11th International Congress of the Turkish Association of Oral and Maksillofacial Surgeons.4-8 June 2003,Antalya
- 17-Güvercin,M.,Dergin,G.,Gürler,G.,Salih,İM.,Gürsoy,B.:İyatrojenik hatalar sonucu meydana gelen osteomyelit:3 vaka raporu.Oral cerrahi Derneğinin VI.,Protez Akademisi ve Gnatoloji Derneğinin VII. Ulusal Bilimsel Kongresi.23-28 Mayıs 2004.Antalya
- 18-Dergin,G.,Guvercin,M.,Gürsoy,B.,Salih,İ.:Two year fallow-up of alveolar split crest osteotomy procedure for reconstruction of a narrow edentulous mandible with demineralized bone and palatal free keratinized soft tissue grafts:case report.5th International Danubius Conference on Oral and Maxillofacial Surgery.29th april to 1st May 2004.Budapest
- 19-Gonul,O,Guvercin,M.,Yilmaz,S.,Gursoy,B.:Reconstruction of large maxillary cyst with demineralized bone graft and membranes:a case report.5th International Danubius Conference on Oral and Maxillofacial Surgery.29th April to 1 st May 2004.Budapest.
- 20-Dergin G,Gürler G,Uzun O,Gürsoy B.:Modified connective tissue flap:A new aproach to closure of an orantarl fistula.1st International Congress of Turkish Oral and Maxillofacial Surgery society.May,16-20,2007,Antalya,Turkey

- 21-Gürler G, Dergin G, Uzun O,Gürsoy B.:Treatment of maxillary anterior alveolar defect with smiltaneous aplication of onlay graft ,distraction osteogenesis and PTFE Membrane :A case report 1st International Congress of Turkish Oral and Maxillofacial Surgery society.May,16-20, 2007, Antalya,Turkey
- 22-Uzun O,Dergin G,Gürler G,Gürsoy B.,Split crest osteotomy technique severely narrow crest :A case report 2 scd International Congress of Turkish Oral and Maxillofacial Surgery society.May,16 20,2008,Antalya,Turkey
- 23- Uzun,O., Gürsoy,B., Dergin,G., Küçükkeleş,E., Vanlıoğlu,B.: 3mm. Is it Enough Width for Placement An Implant ? A Case Report. AÇBİD 2012 , 6 th International Congress, 30th May -3rd July , Antalya, Turkey
- 24-Civak, T., Aktop, S., Atalı, O., Sipahi, A., Gönül, O., Gürsoy, B., Göker, K. : Periferik Dev Hücreli Granüloma: Olgu Sunumu. TAOMS 2014, 21st International Scientific Congress, 18 – 22 May 2014, Bodrum, Turkey.
- 25-Civak, T., Gönül, O., Gürsoy, B., Göker, K.,Olgaç, V.: Ameloblastik Fibro – Odontoma: Olgu Sunumu. TAOMS 2015, 22nd International Scientific Congress, 19 – 23 May, Bodrum, Turkey.
- 26-Civak, T., Aktop, S., Atalı, O., Sipahi, A., Gönül, O., Garip, H., Gürsoy, B., Göker, K. : İstanbul İlinde Faaliyet Gösteren Diş Hekimlerinin Bifosfonat Türü İlaçlar ve Kullanımlarına Bağlı Gelişebilecek Komplikasyonlar Hakkında Farkındalıklarının Değerlendirilmesi. TAOMS 2014, 21st International Scientific Congress, 18 – 22 May, Bodrum, Turkey.
- 27- Civak, T., Gönül, O.,Sipahi,A., Atalı, O., Gürsoy, B.,Tekkeşin,M.S.; Glandular Odontogenic Cyst of Maxilla : A Case Report AÇBİD International Congress 2015 27-31 May Antalya TURKEY
- 28- Civak, T., Gönül, O., Gürsoy, B., Göker, K.,Olgaç, V.: Ameloblastik Fibro – Odontoma: Olgu Sunumu. TAOMS 2015, 22nd International Scientific Congress, 19 – 23 May, Bodrum, Turkey.
- 29- Gürsoy, B., Lazer Uygulamaları ve Önemli Noktalar . İzmir Dişhekimleri Odası, 22. Uluslararası Kongre ve Sergisi , 27-29 Kasım 2015 , İzmir, Türkiye
- 30- Civak, T., Sipahi,A., Varol,A., Gürsoy, B., Tekkeşin, M.S.: Pleomorfc Adenoma of the Minor Salivary Gland of the Palate : A case Report. TAOMS 2016, 23 nd International Scientific Congress, 26-30 May, Bodrum, Turkey.
- 31- Civak, T., Gürsoy, B., Üstün T., Yılmaz H.N.: Mandibuler Gömüü Üçüncü Molar Cerrahisinde Kullanılan Üç Farklı Osteotomi Sisteminin Postoperatif Döneme Olan Etkisinin Değerlendirilmesi. TAOMS 2017, 24 nd International Scientific Congress, 23-27 May, Bodrum, Turkey.
- 32- Canbazoğlu,E., Aladağ,M.K., Karagözoğlu,H., Atalı,o., Gürsoy, B.: Alt Çenede Kese Şeklinde Odontom: Olgu Sunumu. TAOMS 2017, 24 nd International Scientific Congress, 23-27 May, Bodrum, Turkey.

33- Bayrakçiođlu, A., Atalı,O., Gönül,O., Gürsoy,B.: Parakeratotic Odontogenic Cyst at Posterior Maxilla: A case Report. TAOMS 2017, 24 nd International Scientific Congress, 23-27 May, Bodrum, Turkey.

34- Gürler ,G., Gürsoy,B.: Düşük Enerji Seviyeli Lazerin Distraksiyon Osteogenezisinde Biyostimülatif Etkinin İncelenmesi. TAOMS 2017, 24 nd International Scientific Congress, 23-27 May, Bodrum, Turkey.

Academic Researches published in National meetings

E1. 1-Güvener,Ö.Energin,K.,Göker,K.,Kızıl,Z.,Muhammed,İ.,Demirci,B.,Benayat,B.:Oral Keratocysts.Üçüncü İslam Milletler Diş Hekimliği Haftası.19-26 Eylül 1987,İSTANBUL

2-Pinçe,S.,Gürsoy,B.,Tanbođa,İ.,Energin,K.:Ailesel gömük diş olgusu.Türk Pedodonti Derneđi 7.Bilimsel Kongresi.20-26 Mayıs 1990.Antalya

3-Gürsoy,B.,Ertan,U.,Göker,K.,Üneri,C.,Toker,K.,Energin,K.,

Güvener,Ö.:Ağız ve çevresindeki malign tümörlerde erken teşhisin önemi.Stomotoloji Derneđi 2.Uluslararası Bilimsel Kongresi

4-Balcı,R.,Gürsoy,B.,Şener,G.,Şimşek,Ş.,Energin,K.:Gömük alt 3. molar dişlerinin cerrahi çekiminde pre ve post tenoksikam uygulamasının etkilerinin ultrasonografik ve immünolojik değerlendirilmesi.Türk Oral veMaksillofasiyal Cerrahi Derneđi 4.Uluslararası Bilimsel Kongresi 26-30 Ekim 1994 Antalya

5-Gürsoy,B.,Bradley,PF.:830 nm.GaAlAs Lazerin Doku Pnetrasyonunun Radyometre ile incelenmesi.Türk Oral veMaksillofasiyal Cerrahi Derneđi 4.Uluslararası Bilimsel Kongresi 26-30 Ekim 1994 Antalya

6-Gürsoy,B.,Balcı,R.,Güvener,Ö.:Pindborg Tümörü,Türk Oral veMaksillofasiyal Cerrahi Derneđi 4.Uluslararası Bilimsel Kongresi 26-30 Ekim 1994 Antalya

7-Gürsoy,B.,Balcı,R.,Güvener,Ö.:Alkolizm Tedavisi sırasında TME dislokasyonu(bir olgu sunumu).Oral Cerrahi Derneđi 3. Bilimsel Toplantısı 26-31 Mayıs 1996.ANTALYA

8-Gürsoy,B.,Ertan,U.,Dirasuyan,S.,Güvener,Ö.:Kist tedavisinde alloplastik materyallerin tomografik yöntemlerle izlenmesi .Oral Cerrahi Derneđi 3. Bilimsel Toplantısı 26-31 Mayıs 1996.ANTALYA

9-Gürsoy,B.,Energin,K.:Dilde Granüler hücreli tümör..Oral Cerrahi Derneđi 3. Bilimsel Toplantısı 26-31 Mayıs 1996.ANTALYA

10-Üner,E.,Gürsoy,B.,Basa,S.:Bilateral Alt 20 yaş cerrahi çekiminde insizyon yaralarının iyileşmesinde n-butyl-2 cyanoacrylate'nin ve sütur materyallerinin etkilerinin klinik ve histolojik karşılaştırılması.Türk Oral Maksillofasiyal Cerrahi Derneği 5. Uluslararası Kongresi.27 Ekim -3 Kasım 1996,Alanya

11-Gürsoy,B.,Ertan,U.,Dirasuyan,S.,Güvener,Ö.,Tokuş,F.:Büyük kist kavitelere konan alloplastik materyallerin tomografik yöntemlerle izlenmesi(26 haftalık sonuçlar).Türk Oral Maksillofasiyal Cerrahi Derneği 5. Uluslararası Kongresi.27 Ekim -3 Kasım 1996,Alanya

12-Gürsoy,B.,Salih,İM.,Altundal,H.,Çıtır,M.,Pekiner,F.,Güvener,Ö.:Bir vaka nedeniyle ^^Kist , odontom ve ektopik kanin ^^ .Oral Cerrahi Derneği 4. Bilimsel Kongresi 25-30 Mayıs 1998.Antalya.

13-Gürsoy,B.,Salih,İM.,Altundal,H.,Güvener,Ö.:Bir vaka nedeniyle palatal flap ile sinüs ve vestibül defektin kapatılması. Türk Oral Maksillofasiyal Cerrahi Derneği 5. Uluslararası Kongresi.27 Ekim -3 Kasım 1996,Alanya

14-Salih,İM, Gürsoy,B.,Altundal,H.,Atalay,T.,Güvener,Ö.:Bir vaka nedeniyle odontoma sunumu.Türk Oral Maksillofasiyal Cerrahi Derneği 5. Uluslararası Kongresi.27 Ekim -3 Kasım 1996,Alanya

15-Aras,K.,Ünlü,B., Gürsoy,B.:Gömülü kaninlerin erupsiyonunda magnetler.5.Uluslararası Türk Ortodonti Derneği Kongresi.7-12 Ekim 1996.Antalya

PhD. Thesis Supervised

1- "Ağız Mukozasındaki Yaraların Kapatılmasında Karbondioksit Lazer Lehimlemesi ile Suturen Karşılaştırılması" Dr.Mete Çıtır,2001.

Comparison of Carbondioxide Laser Welding and Suturing on Oral Mucosal Wound Healing. Dr.Mete Çıtır,2001.

2-"Otojen Kemik Greftlerinin Fiksasyonunda Fibrin Yapıştırıcı ve N-Butil-2-Siyanoakrilat'ın Etkilerinin Deneysel Olarak İncelenmesi" Dr.Buğra Soygüden,2002.

Evaluation of the effects of Fibrin Glue and N-Butil-2-Cyanoacrylate used for fixation on autogenous bone grafts. Dr.Buğra Soygüden,2002

3-"İmplant Osseointegrasyonunda Piezoelektrik Elektrik Etkinin İncelenmesi." Dr.Gühan Dergin 2006

Investigation of Piesoelectric Effects on Implant Osseointegration. Dr.Gühan Dergin 2006

4- “Düşük Enerji Seviyeli Lazerin Distraksiyon Osteogenezisinde Biyostimülatif Etkinin İncelenmesi” Dr.Gökhan Gürler 2010

Investigation of the Biostimulative Effect of Low Level Laser in Distraction Osteogenesis. Dr.Gökhan Gürler 2010

5- “Düşük Enerji Seviyeli Lazerlerin, Ratlarda Üç Farklı Dikiş Materyali ile Kapatılan Cerrahi Yaraların İyileşmesine Biyostimülatif Etkisinin İncelenmesi” Dr. Onur Uzun 2011

Effects of Low Level Lasers on Wound Healing that sutured with three different suturing material. Dr. Onur Uzun 2011

6-“Artrosentez ve artrosentez + Hyaluronik Asit Uygulamasının TME Sıvısındaki Sitokinler Üzerine Etkisi” Dr. Saime Serap Moroğlu 2012

Comperative Application of Arthrosynthesis and + Arthrosynthesis + Hyaluronic Acid on TMJ synovial fluid cytokines. Dr. Saime Serap Moroğlu 2012

7- “Erbiyum Yttriyum Alüminyum Garnett Lazeri veya Motorlu El Aletleri Aracılığıyla Kısmen Sürmüş Alt Yirmi Yaş Dişleri Çekilmiş Olan Hastalardaki Ağrı ve Anksiyetenin Anket Aracılığıyla Karşılaştırılması” Dr. Erol Küçükkeleş 2015

Evaluation and comparision of Pain , Anxiety, Swelling and Trismus after surgery, extracted wisdom teeth with ErYagYSGG and convantional drill. Dr. Erol Küçükkeleş 2015

8- “ErYAG lazer, Piezocerrahi ve Konvansiyonel Yöntemler ile Gerçekleştirilen Alt Çene Yirmi Yaş Dişi Çekimleri Sonrası Oluşan Şişliğin Üç Boyutlu Stereofotogametri yöntemi ile Karşılaştırmalı Olarak İncelenmesi” Uz.Dt. Tayfun CİVAK 2016

Comperative Analysis of Post Operative Edema with 3D Stereophotogrametry after ErYAG laser and Piesosurgery . Uz.Dt. Tayfun CİVAK 2016

Research / Development Projects Supervised / Participated

Name of Project	Budget	Date	Assignment	Type of Project
Investigation of the Biostimulative Effect of Low Level Laser in Distraction Osteogenesis.	BAPKO SAG-A-060308-0025	2005-2010	Coordinator	National

Supplementary Selected Publications

1-Güvener,Ö.,Energin,K.,Göker,K,Kızıl,Z,Muhammed,İ.,Demirci,B.,Benayat,B.:Oral Keratokistler.M.Ü.Dişhek. Fak.Derg.3:16,18-22,1987.

2- Güvener,Ö,Gürsoy,B.:Dezenfeksiyon ve dezenfektanlar.Aktüel Tıp Dergisi

3-Gürsoy,B.,Salih,İM.,Altundal,H.,Dençer,J.,Güvener,Ö.:Edante geriatrik hastada Transmukozal vida ve splintle mandibula fraktürü tedavisi(Bir Olgu;).K.Ü.Tıp Dergisi

4-Gürsoy,B.,Üner,E.Güvener,Ö.:Alkolizm tedavisi sırasında TME dislokasyonu ve tedavisi(Bir Olgu) K.Ü.Tıp Dergisi

5- Gürsoy,B., Salih,İM.,Tokuş,F., Güvener,Ö.: Büyük kist kavitelerine konan alloplastik materyallerin BT ve MRI ile karşılaştırmalı değerlendirilmesi.H.Ü.Dişhek.Fak.Derg.

6-Gürsoy,B.,Çelebiler,Ö.,Balcı,R.,Ünver,I.Güvener,Ö.,Numanoğlu,A.: Nonvaskülerize kemik grefti ve endosseöz implantla mandibula rekonstrüksiyonu(Bir Olgu).Dişhek. Derg.6:29,129-135,1998

7-Gürsoy,B.,Salih,İ.,Altundal,H.,Güvener,Ö.:Palatal flap ile vestibül defekt kapatılması(Bir Olgu) H.Ü.Dişhek.Fak.Derg.22:3-4,s2-5,1998

8- Gürsoy,B.,Salih,İ.,Balcı,R., Güvener,Ö.:Kalsifiye epitelyal odontojenik tümör ve radiküler kist(Bir Olgu). H.Ü.Dişhek.Fak.Derg.22:3-4,s19-21,1998

9- Gürsoy,B.,Salih,İ.,Altundal,H., Dinçer,J.,Güvener,Ö.:Fibromiksoma (Bir Olgu). H.Ü.Dişhek.Fak.Derg.23:1,s 2-4,1999

10-Güvercin,M.,Dergin,G.,Şener,BC.,Gürsoy,B.,Göker,K.:Diş çekimine bağlı gelişen akut odontojen osteomyelitis.Akademik Dental Dişhek.Derg.4:3,s24-28,2002

11-Dergin,G.,Garip,H.,Noyan,A.,Gürsoy,B.,Salih,İ,Güvener,Ö.: Larengeal Maskenin Diş Hekimliğinde Genel Anestezi ve Acil Girişimlerde Kullanımı ve Endotrekeal Entubasyona Göre Avantajları Akademik Dental Dişhek.Derg 4:3,s58-61,2002

12-Arslan,A.,Gürsoy,B.,Salih,İ.:Maksillada arsenik trioksit kullanımına bağlı alveolar kemik nekrozu: vaka raporu Akademik Dental Dişhek.Derg.5:3,S 22-24,2003

13-Arslan,A.,Gürsoy,B.,Vural,G.:Palatinal Bölgedeki minör tükürük bezlerinin adenomatoid hiperplazisi:vaka raporu.Türk Dişhek.Derg.11:55,s17-20,2004

14-Noyan,A., Dergin,G., Gürsoy,B.,Arpacı,E.:Türkiye'deki dişhekimliği fakültesi kliniklerinde acil müdahale yaklaşımlarının değerlendirilmesi Akademik Dental Dişhek.Dergi

Work experience abroad

1- JANUARY - JULY 1994

The Royal London Hospital, Dept. OMFS ,

Laser Research Assistant / Fellow

2- JANUARY- APRIL 1999

Laser Research Partner / Prof. Paul F. BRADLEY

3- Lecturer on Msc Programm OMFS 2011-2013 Warwick University, Dentistry

Awards

“Best Research Presented”“Young Researcher Award” 7th International

Congress on Lasers in Dentistry.July 30-August 2 2000,Brussels,Belgium

Chapters

1- LASERS IN MEDICINE AND DENTISTRY basic science and up-to-date clinical application of low energy-level laser therapy, LLLT, Zlatko SIMUNOVIC,2000, XXIV, pp 385-401

2- Guhan Dergin, Gokhan Gurler, Bahar Gursoy. Chapter XI: Onlay Block Bone Grafting in Alveolar Distraction Osteogenesis to Increase Callus Volume Paul A. Williams, , pp. 209-219, Dental Implantation and Technology, Nova Science Publishers, New York, 2009

Address

University of Kyrenia Faculty of Dentistry, Kyrenia, TRNC , Mersin-10, Turkey, e-mail: bahar.gursoy@kyrenia.edu.tr

Onur ŞENGÜN

Degrees

Master Diş Hekimliği Fakültesi İstanbul Üniversitesi 1975

Doctorate Diş Hekimliği Fakültesi Hacettepe Üniversitesi 1982

Prior Positions

Asst.Prof. Dentistry Sciences, Gülhane Military Medicine Academy GATA 1986

Assoc.Prof. Dentistry Sciences, Gülhane Military Medicine Academy GATA 1987

Professor Dentistry Sciences, Gülhane Military Medicine Academy GATA 1993

Supervised Master and Doctorate Thesis

1. Hidroksilapatitin Çene kemiği Defekt İyileşmesindeki Etkinliğinin Araştırılması. H.Erol Bal
2. Dişhekimliğinde İnce İğne Aspirasyon Biyopsisi. Nejdet Doğan 1992

Publications

7.1 Uluslararası hakemli dergilerde yayınlanan makaleler

1. Sengün O, Sengün D.,Tuncer İ., Ertem N.: “Metastatic Hemangionendothelial carcinoma of the mandible” J. Oral Maxillofac. Surg. 44: 306-311, 1986.
2. Sengün O.,Günhan Ö.,Celasun B.,: “Epithelial Odontogenic Ghost Cell Tumor” J. Oral Maxillofac. Surg. 47(8):864-867,1989).
3. Sengün O.,Yücel O.,Gürbüz B., Günhan Ö., Günaydın Y. : “White Sponge Nevus” Pakistan Oral and Dent. Jour. 9(2): 73-80, 1989
4. Sengün O , Günhan Ö., Demirel D., Celasun B., Finci.F.,:“Cementifying Fibroma Diagnosed by Fine Needle Aspiration Cytology”. Acta Cytologica. 36(1): 98-100,1992
5. Sengün O , Günhan Ö., Doğan N.,Celasun B.,Önder T.,Finci.F.,: “Fine needle Aspiration Cytology Findings of oral Cavity and Jaw Bone Lesions” A series of 102 cases. Acta

Cytologica,1992.

6. Sengün O.,Günhan Ö.,Bal E., Celasun B., Finci F.:“A Comparative Histologic Study of Non –Porous And Micro-Porous (Algac-Devived) Hydroxylapatite Ceramics” Australian Dental Journal. 1992

7.4 Ulusal hakemli dergilerde yayınlanan makaleler

1. Sengün O.,Günhan Ö. : “Marfan Sendromu” Hacettepe Diş Hekimliği Fakültesi Dergisi 3(1-4): 47-51, 1979.

2. Sengün O.,Günhan Ö.,Erdoğan E., Barın E.: “Median Mandibular Kist”

a. GATA Bülteni 23: 753-757.

3. Sengün O.,Yücel O.,Günhan Ö.: “Dişhekimliğinde Apikal Lezyonların Cerrahi Tedavileri” GATA Bülteni 24: 83-90, 1982.

4. Sengün O.,Güvener Ö., Tuncer M., Ertem N.: “Pleomorfik Adenoma” Hacettepe Diş Hekimliği Dergisi 6(2): 122-129, 1982.

5. Sengün O.,Yücel O.,Günaydın Y., Gürbüz B., Günhan Ö.: “White Sponge Nevus”A.Ü. Diş Hek. Fak. Derg. 12(1): 207-212, 1985.

6. Sengün O.: “Ketamin+Rohypnol Anestezisi” Haseki Tıp Bülteni 24(1): 39-49, 1986.

7. Sengün O.,Günhan Ö.: “Odontojenik Miksoma” Haseki Tıp Bülteni 24(1): 39-49, 1986

8. Sengün O.,Günhan Ö.: “Odontojenik Tümörler” G.Ü. Diş Hek. Fak. Dergisi 3(1): 137-145, 1986.

9. Sengün O.: “Hemodializli ve Böbrek Transplantlı Hastalara Dişhekiminin Yaklaşımı”

a. Otorinolarena Stomatoloji Dergisi 1(1): 33-41,1987.

10. Sengün O., Günaydın Y.,Günhan Ö.,Gürbüz B.: “Rekürrent Aftöz Ülserasyonlar Üzerinde Ümmunofloresan Çalışma” Hacettepe Diş Hekimliği Fakültesi Dergisi 11(2): 69-71), 1987.

11. Sengün O.: “Gömülü Alt Üçüncü Büyük Azı Dişlerinin Çekiminde Uygulanan Farklı İnsizyon Tekniklerinin, Alt İkinci Büyük Azı Dişlerinin Periodonsiyumunda Meydana Getirdiği Değişikliklerin İncelenmesi” H.Ü. Dişhek. Fak. Dergisi 11(2): 97-102, 1987).
12. Sengün O.: “Intraalveoler Kök Transplantasyonu ve Protetik Restorasyonlar” Otorhinolaringeology ve Stomatoloji Dergisi 1(3). 145-15- , 1987.
13. Sengün O., Aydınтуğ D., Akbay T., Aydınтуğ Y.: “Vestibulo-plastide kollajen Zenograft ve Lyodura Grefti Uygulanan Hastalarda Kazanılan Derinliğin Sefalometrik Radyografi Ölçümleri ile Hesaplanarak Karşılaştırılması” A.Ü. Dişhek. Fak. Dergisi 16(2): 283-292.1989.
14. Sengün O., Bal E.,Günhan Ö.: “Hidroksiapatitin Çene kemiği Defekt İyileşmesindeki Etkinliğinin Araştırılması” G.Ü. Diş Hek. Fak. Dergisi 8(2): 51-70. 1991.
15. Sengün O., Bal E., Aydınтуğ Y., Sağdıç D.: “Gömülü Kaninler Üzerindeki Klinik Uygulamaların Değerlendirilmesi”Türk Ortodonti Dergisi 4(2): 32-37, 1991.
16. Sengün O.:“Ağız cerrahisinde Uygulanan Deksetazonun Postoperatif Ödem Üzerindeki Etkisinin Ultrasonografik Yöntemle Değerlendirilmesi ” A.Ü. Dişhek. Fakç Dergisi 18(1,2,3): 121-127,1991.
17. Sengün O., Bal E.,: “Klinik Tanı Yanılgısı” H.Ü. Dişhek. Fak.Derg.,1991
18. Sengün O., Sağdıç D., Bal E., Ölmez H., Aydınтуğ Y.,Ünal Ü.,“Gömülü Kaninlerin Cerrahi+Ortodontik Tedavileri” Türk Ortodonti Dergisi 5(1): 59-65,1992.
19. Sengün O.:“Diş Hekimliğinde Yetki.”TDBD Sayı 19: 18-20, 1992.
20. Sengün O.,Özen T.,Karakurumer K.,Günaydın Y.,Üstün T.: “Türk Toplumunda Gömülü Diş Sıklığının Araştırılması” G.Ü. Dişhek. Fak. Dergisi. 9(2),1992
21. Sengün O.,Doğan N.,Bal E.,Günhan Ö. :“Dişhekimliğinde İnce İğne Aspirasyon Biyopsisi” A.Ü.Dişhek. Fak.Dergisi. 1992

Administrative Positions

Ankara, Chairman of Chamber of Dentistry: 1995-1996

General President of Turkish Dental Association:2000-2002

Turkish Dental Association Sürekli Diş Hekimliği Eğitimi Yüksek Kurulu Başkanlığı:1998-still

Turkish Dental Association Academy Membership of Directors of Board: 2014-still

Adress

University of Kyrenia Faculty of Dentistry, Kyrenia, TRNC , Mersin-10, Turkey,

e-mail: onur.sengun@kyrenia.edu.tr

Fusun Şaziye ARAS

Degrees

Degree	Field	University	Year
Master	Faculty of Dentistry	Ankara University	1973
Doktora	Faculty of Dentistry, Department of Pedodontics	Ankara University	1977

Academic Positions

Ankara University	TURKEY	Ankara	DENTISTRY	Doctor	1973
Ankara University	TURKEY	Ankara	DENTISTRY	Assoc. Prof.	1982
Ankara University	TURKEY	Ankara	DENTISTRY	Professor	1988

Publications

1. Durutürk L., **Aras Ş.** , Berk T. : Amelogenesis Imperfekta. Bir aileden görülen 4 olgu nedeniyle. A. Ü. Diş Hek .Fak .Derg. , 1981, 8 (2-3): 177-181.
2. **Aras Ş.** : 12 dişin konjenital yokluğuyla belirlenen bir olgu. A. Ü Diş Hek. Fak. Derg. , 1981 , 8 (2-3) : 177-181.
- 3.**Aras Ş.:** Konjenital Taksoplazmosis teşhisi ile gelen bir hastada Anhidrotik Ektodermal Displazi (Olgu bildirisi) . A.Ü. Diş Hek. Fak. Derg, 1981, 8 (2-3): 195-200.
- 4.Ayhan N. , **Aras Ş.** , Yumul Ç. , Balcı İ. , Özenci H. : 0-4 günlük bebeklerin boğaz salgısı kültürlerinin bakteriyolojik inceleme sonuçları. A.Ü.Diş Hek. Fak. Derg. , 1982 , 9 (2-3): 117-121.
- 5.Ayhan N, **Aras Ş.** , Yumul Ç. : 0-4 günlük bebeklerin boğaz kültürlerinde Candida araştırması. A. Ü. Diş Hek. Fak. Derg. 1983 , 10 (1): 41-45
- 6.**Aras Ş.** , Ergun E. : Fizyolojik kök rezorpsiyonu esnasında süt dişlerinin pulpa ve kök dokularının histolojik olarak incelenmesi. A. Ü. Diş Hek. Fak .Derg. , 1983, 10 (1): 57-67.

7.Ayhan N. , **Aras Ş.** , Yumul Ç. : 6-12 yaşları arasındaki çocuklarda Stafilokoküs Aureus ve Kandida portörlüğünün araştırılması. A. Ü. Diş Hek. Fak. Derg. , 1983, 10 (1): 100-109.

8.**Aras Ş.** , Onur R. : Rezorbe olan süt dişleri ile sürekli dişlerin periodontal ligamentlerinde prostaglandin benzeri aktivite (PGBA) düzeyi. A. Ü. Diş Hek. Fak. Derg. 1984, 2(1):110-121.

9.**Aras Ş.** , Çetinel S. : Odontodisplazi (Olgu bildirisi). A. Ü. Diş Hek. Fak. Derg. 1984, 2 (1): 283-290.

10.**Aras Ş.** : % 10 SnF2 'nin kapaklama tedavilerini takiben termal duyarlılık üzerine etkilerinin araştırılması. A. Ü. Diş Hek. Fak. Derg. , 1986, 13 (1) : 110-183.

11.Sönmez H. , **Aras Ş.** , Yumul Ç. : 5-15 yaşlarındaki çocukların boğaz kültürlerindeki kandidaların son yıldaki dağılımı. A. Ü. Diş Hek. Fak. Derg. , 1986, 13 (12-3) : 180-183.

12.**Aras Ş.** : Papillon Le Fevre Sendromu. A. Ü. Diş Hek. Fak. Derg. 1986, 13(1): 227-234.

13.Sönmez H. , **Aras Ş.** : Herediter mine displazileri. A. Ü. Diş Hek. Fak. Derg. 1986, 13(1-2-3) : 245-251.

14.Yumul Ç.,**Aras Ş.**,Sönmez H., Sevük N.: 5-15 yaşlarındaki çocuklarda Escherichia Coli,Coliform,Pseudomonas Aeroginosa,Proteus ve Staphylococcus Aureus bakterilerinin portörlüğünün araştırılması.Mikrobiyoloji Bült. 1986,20:176-183.

15.Sönmez H.,Bökesoy A.,Ergun E.,**Aras Ş.**: Diş sürmesi sırasında mukozada ortaya çıkan değişikliklerin klinik,histolojik ve biyokimyasal olarak incelenmesi. A.Ü.Diş Hek.Fak.Derg., 1987.14(1):15-21.

16.Ayhan N.,**Aras,Ş.**: Değişik konsantrasyondaki NaF solüsyonlarının antibakteriyel etkilerinin karşılaştırılması.G.Ü.Diş Hek.Fak.Derg.!987 IV (1) : 1-9.

17.Hasanreisoglu U.,**Aras,Ş.**,Sakaoğlu,F.,Tulga,F.: Hidrotik ve Anhidrotik Ektodermal Displazilerin protetik rehabilitasyonu (6 olgu nedeniyle). A.Ü.Diş Hek.Fak.Derg., 1987.14 (3):337-344.

18.Aras,Ş.: Sürmüş ve sürmemiş dişlerin mine yüzeylerinde asitle dağlamanın etkinliğinin araştırılması. A.Ü.Diş Hek.Fak.Derg., 1988.15(1):17-22.

19.Aras,Ş.,Sönmez H. :Dentin duyarlılığının tedavisinde kullanılan bir diş macununun dentin yüzeyindeki etkinliğinin SEM ile araştırılması. A.Ü.Diş Hek.Fak.Derg.,1989. 15:301-304.

20.Sönmez H.,Aras Ş.: Değişik flor preparatlarının dentin yüzeyindeki etkilerinin SEM ile araştırılması. A.Ü.Diş Hek.Fak.Derg.,1989, 16 (1):71-76.

21 Aras Ş.,Çetiner,S.: Yüksek bakırlı amalgam dolguların kenar sızıntısının azaltılmasında bağlayıcı ajanlarla kavite lakının etkinliğinin in vitro olarak değerlendirilmesi. A.Ü.Diş Hek.Fak.Derg.,1989.16 (1):97-101.

22.Aras Ş.,Mısırlıgil A.,Çetiner S. :Marginal sızıntısının engellenmesinde kullanılan çeşitli ajanların antibakteriyel etkilerinin karşılaştırılması. A.Ü.Diş Hek.Fak.Derg.,
1989.16(1):93-96.

23.Sönmez H.,Aras Ş.:Değişik asit uygulamalarının kavite duvarlarına sızıntısının SEM ile araştırılması. G.Ü.Diş Hek.Fak.Derg .,1989.6(2): 73-79.

24.Çetiner S.,Aras Ş.: Ketac-Silver' in diş yapılarına bağlanmasının geleneksel cam iyonomer siman ve yüksek bakırlı amalgamla karşılaştırmalı olarak incelenmesi.
A.Ü.Diş Hek.Fak.Derg.,1990.17:215-219.

25.Çetiner S.,Aras Ş.: Ketac Silver' in bazı fizik mekanik özelliklerinin araştırılarak posterior süt dişi restorasyonları için değerlendirilmesi. A.Ü.Diş Hek.Fak.Derg.,
1990.17:339-343.

26.Aras Ş.,Çetiner S.: Değişik asit uygulamalarının smear tabakası üzerine etkilerinin SEM ile değerlendirilmesi. A.Ü.Diş Hek.Fak.Derg.,1991.18:264-279.

27.Aras Ş.,Çetiner S.: Değişik okzalit tedavilerinin smear tabakası üzerine etkilerinin SEM ile değerlendirilmesi. A.Ü.Diş Hek.Fak.Derg.,1991.18:275-291.

- 28.Aras Ş.,Tulga F.,Sarı Ş.:** Süt molar dişlerde paradontal kanal sıklığının araştırılması. A.Ü.Diş Hek.Fak.Derg.,1993,20 (1) :99-106.
- 29.Bilgin Z.,Doğruluk G.,Aras,Ş.:** Geleneksel bir cam iyonomer siman ve amalgamla oluşturulan restoratif simanın 6 aylık klinik sonuçları ile bazı fizik-mekanik özelliklerinin değerlendirilmesi. A.Ü.Diş Hek.Fak.Derg.,1993.20:401-407.
- 30.Bilgin Z.,Aras Ş.,Çetiner S.,Özalp N.:** Ankara' da farklı sosyo ekonomik düzeydeki 2-6 yaş grubu çocuklarda süt dişlerinde çürük sıklığı ve biberon çürüğü insidansı. A.Ü.Diş Hek.Fak.Derg.,1994,21:233-236.
- 31. Aras Ş.,Bilgin Z., Çetiner S.,Özalp N.:** Biberon çürüğü etiyolojisinde yer alan faktörlerin incelenmesi. A.Ü.Diş Hek.Fak.Derg.,1996,23:175-181.
- 32.Bilgin Z.,Sarı,Ş.,Aras,Ş.:** Cilalı ve cilasız cam iyonomer simandan salınan florun çürük oluşumu üzerine etkisi. Pedodonti Derg.,1997,4(2).
- 33.Bilgin Z.,Çetiner S.,Aras Ş.:** Fluoride release from a cermet -cement and resin modified glass ionomer cement .Balkan J.Of Stomatology,1998, 3:153-155.
- 34.Sarı,Ş.,Aras,Ş.,Günhan Ö.,** The effect of physiological root resorption on the hystological structure of primary dental pulp. J.Clin.Pediatr.Dent.,1999, 23(3):221-225.
- 35.Sarı Ş.,Aras Ş.,Günhan Ö.:** The effect of physiological root resorption on the repair potential of primary dental pulp. J.Clin.Pediatr.Dent.,1999, 23(2):227-233.
- 36.Sarı,Ş.,Gökalp H.,Aras Ş.:** Correction of anterior dental crossbite with composite as an inclined plane.: Internat.J.Pediatr . Dent .2001, 11:1-7.
- 37.Şaroğlu I.,Aras Ş. :** Florosis. A.Ü.Diş Hek.Fak.Derg., 2002, 29 (1), 39-44
- 38.Aras Ş.,Özalp N.,Tuncay S.:** Ülkemizde 1995-2000 yılları arasında akut fluor toksisitesi. A.Ü.Diş Hek.Fak.Derg., 2002. 29 (1) : 39-44.

- 39.** Sarı Ş., Aras Ş.: Furkasyon lezyonlu süt molar dişlerde formokrezol amputasyonu. A.Ü. Diş Hek. Fak. Derg., 2002, 29 (3): 283-288.
- 40.** Oba A., Aras Ş.: Fuji II LC ve F 2000' in mikrosızıntı özelliklerinin süt dişinde in vitro koşullarda karşılaştırılması. G.Ü. Diş Hek. Fak. Derg., 2003, 20 (3): 23-27.
- 41.** Oba A., Aras Ş., Öztaş N.: Fuji II LC ve F 2000' in süt dişi mine ve dentinine adhezyon özelliklerinin in vitro koşullarda karşılaştırılması. G.Ü. Diş Hek. Fak. Derg., 2003, 20 (3): 29-35.
- 42.** Oba A., Aras Ş.: Fuji II LC ve F 2000' in çürük önleyici etkisinin in vitro koşullarda değerlendirilmesi. A.Ü. Diş Hek. Fak. Derg., 2003, 30 (3): 234-244
- 43.** Oba A., Aras Ş.: Fuji II LC ve F 2000' den fluor iyonu salınımı ve yeniden yüklenebilme özelliğinin değerlendirilmesi. A.Ü. Diş Hek. Fak. Derg., 2004 31(1): 43-54
- 44.** Sarı Ş., Aras Ş.: Süt molar dişlerin kök-kanal morfolojileri. A.Ü. Diş Hek. Fak. Derg., 2004, 31 (3): 157-168.
- 45.** Şaroğlu I., Aras Ş., Çetinbaş, T.: 2-6 ve 7-12 yaş grubu çocuklarda peynir ve yoğurt tüketiminin belirlenmesi. A.Ü. Diş Hek. Fak. Derg., 2004, 31 (3): 183-190.
- 46.** Aras Ş., Şaroğlu, I., Tunç, E., Küçükeşmen, Ç.: Florozis tanısında hasta hikayesinin önemi. A.Ü. Diş Hek. Fak. Derg., 32(1), 71-78, 2005
- 47.** Şaroğlu, I., Aras Ş., Öztaş, D.: Effect of deproteinisation on composite bond strength in hypocalcified amelogenesis imperfecta. Oral Disease, 12, 305- 308, 2006.
- 48.** Şaroğlu, I., Aras Ş., Effect of white cheese and sugarless yoghurt on dental plaque acidity. Caries Res., 41: 208-211, 2007.
- 49.** Şaroğlu, I., Aras Ş., Beyaz peynir ve şekerless yoğurdun minenin asit direnci üzerine etkileri. 2007, A.Ü. Diş Hek Fak. Derg., 34(1): 19-24
- 50.** Küçükeşmen, Ç., Aras Ş., Küçükeşmen, H.C., Süt dişi minesinde RM-cam iyonomer simanın bağlanma direncinin değerlendirilmesi. 2007, Türk Dişhekimliği Dergisi; 69 (14): 171-174.

51.Küçükeşmen.Ç.,**Aras,Ş.**,Küçükeşmen,H.C.,Süt dişi minesinde farklı adesiv sistemlerinin bağlanma dirençleri., 2007,Türk Dişhekimliği Dergisi;70(14):241-245.

52.**Aras,Ş.**,Küçükeşmen,Ç.,Küçükeşmen,H.C.;Influences of dental fluorosis and deproteinisation treatment on shear bond strengths of composite restorations in permanent molar teeth. 2007,Fluoride;40(4):290-291.

53.Şaroğlu Sönmez I.,**Aras Ş.**,Şen Tunç E.,Küçükeşmen Ç.:Clinical success of deproteinisation in Hypocalcified Amelogenesis Imperfecta.,Quintessence Int., 2009 ;113-118.

54. Sütlaş,E.,Çelikten,Z.E.,**Aras,Ş.**; Mine yüzeyi hazırlama tekniklerinin doldurucu oranları farklı fissür örtücünün mikrosızıntısına etkisi, 2009, A.Ü.Diş Hek Fak.Derg. 36(2):71-78.

55.Sütlaş,E,**Aras,Ş:** Asitsiz uygulanan rezin esaslı bir fissür örtücünün mikrosızıntısının değerlendirilmesi. 2009, A.Ü.Diş Hek Fak.Derg.36(3):163-168.

56. DADAKOĞLU,N.,, TUNA,M., **ARAS,Ş.**;Farklı Yapıdaki Yapıştırma Simanlarının Süt Dişi Mine ve Dentinine Bağlanmasının İn Vitro Koşullarda Değerlendirilmesi

Turkiye Klinikleri J Dental Sci 2012;18(3):269-76

57.Sönmez,,**Aras,Ş.**,Küçükeşmen,Ç.;Effect of deproteinization treatment on bond strengths of primary,mature and immature tooth enamel.Journal of Clinical Pediatr.Dent., 2013;37 (3):275-280.

58. Tuna,M.S,**Aras,Ş.**;Çeşitli sakızların ağız ve diş sağlığı üzerine etkilerinin Değerlendirilmesi.Gazi Üniversitesi Diş Hekimliği Fakültesi Dergisi(Baskıda

Projects

1.Prof.Dr. Şaziye Aras. Dt.Çiğdem Şekerci: Diş çürüğünün uzaklaştırılmasında kullanılan 3 farklı kimyasal ajanın sitotoksitesinin in vitro ve invivo koşullarda değerlendirilmesi.

Tübitak Sağlık Bilimleri Araştırma Geliştirme Grubu tarafından 103S198 (SBAAVD -446)Proje numarası ile desteklenmiştir.

2.Prof.Dr Şaziye Aras. Dt.İşıl Şaroğlu:Beyaz peynir ve şekeriz yoğurdun karyojenik potansiyelinin incelenmesi. Ankara Üniversitesi Araştırma Fonu tarafından desteklenmiştir

3. proje	Henüz sürmekte olan daimi dişlere uygulanan rezin ve cam iyonomer esaslı fissür örtücülerin etkinliklerinin in-vivo ve in- vitro koşullarda değerlendirilmesi	Proje yöneticisi	Ankara Üniversitesi Diş Hekimliği Fakültesi	5.5.2008	Devam ediyor
4.Proje	Başlangıç mine lezyonlarının tedavisinde fluoride ilave edilmiş kazein fosfopeptid amorfoz kalsiyum fosfat (CPP-ACP) ile floridli sütün etkinliğinin araştırılması	Proje yöneticisi	Ankara Üniversitesi Rektörlüğü Bilimsel Araştırma Proje Koordinatörlüğü	09B3334004	

Membership in Scientific Organization

Turkish Pedodontics Association

Ali Osman BENGİ

Degree	Field	University	Year
Master	Faculty of Dentistry	İstanbul University	1976
Expertness	Orthodontics	GATA (Gülhane Military Medicine Academy)	1989

5. Academic Positions

GATA (Gülhane Military Medicine Academy)	TURKEY	Ankara	DENTISTRY	Assoc. Prof. of Department of Orthodontics	1996
GATA (Gülhane Military Medicine Academy)	TURKEY		DENTISTRY		
GATA (Gülhane Military Medicine Academy)	TURKEY	Ankara	DENTISTRY	Prof. of Department of Orthodontics	2006
GATA (Gülhane Military Medicine Academy)	TURKEY	Ankara	DENTISTRY	Prof. Dr. Chairman of Department of Orthodontics	2006-2010
GATA (Gülhane Military Medicine Academy)	TURKEY	Ankara	DENTISTRY	Chairman of Dental Science Center	2010-2013

7. Publications

7.1 Publications in International Scientific Journal

KAZKAYASI, M., ERGİN, A., ERSOY, M., **BENGİ, O.**, TEKDEMİR, İ., ALAİTTİN, 44444E.: Certain Anatomical Relations and the Precise Morphometry of the Infraorbital Foramen-Canal and Groove: An Anatomical and Cephalometric Study. Laryngoscope 111:4(1) 609-614, APR 2001.

SAYIN, S., **BENGİ, O.**, GÜRTON, Ü., ORTAKOĞLU, K.: Rapid Canine Distalization Using Distraction of the periodontal ligament: Preliminary Clinical Validation of the Original Technique Angle Orthod.;74(3) :304-315, JUN 2004.

ALTUĞ, H., **BENGİ, O.**, AKIN, E., KARAÇAY, Ş.: Dentofacial Effects of Asymmetric Headgear and Cervical Headgear with Removable Plate on Unilateral Molar Distalization. Angle Orthod.; 75 (4):584-592, JUL 2005.

KARACAY, S., SAYGUN, I., **BENĞİ, O.**, SERDAR, M. Tumor Necrosis Factor-alpha levels during two different canine distalization techniques. *Angle Orthod.*; 77 (1):142-147, JAN 2007.

MERMUT, S., **BENĞİ, O.**, AKIN, E., KÜRKÇÜ, M., KARACAY, Ş.: Effects of interferon gamma on bone remodelling during experimental tooth movement. *Angle Orthod.*; 77 (1):135-141, JAN 2007.

BENĞİ, O., KARACAY, Ş., AKIN, E., OKÇU, KM., ÖLMEZ, H., MERMUT, S.: Cephalometric evaluation of patients treated by maxillary anterior segmental distraction: A preliminary report *CRANIO-MAXILLOFACIAL SURGERY 35 (6-7): 302-310 SEP-OCT 2007.*

GÖKÇE, S., **BENĞİ, AO.**, AKIN, E., KARACAY,Ş., SAGDIÇ, D., KÜRKÇÜ, M., GÖKCE, HS.: Effects of Hyperbaric Oxygen during Experimental Tooth Movement. *Angle Orthod.*;78(2):304-308,2008
BENĞİ, O., GÜRTON, Ü., OKÇU, KM., AYDINTUĞ, YS.: Premaxillary Distraction Osteogenesis with an Individual Tooth-Borne Appliance. *Angle Orthod.*; 74(3) :420-431,JUN 2004.

KARACAY, Ş., AKIN, E., OKÇU, KM., **BENĞİ, O.**, ALTUĞ, HA. : Mandibular Distraction with MD-DOS Device: A Case Report. *Angle Orthod.*;75 (4):685-693,JUL 2005.

BENĞİ, AO., KARACAY, Ş., AKIN, E., ÖLMEZ, H., OKÇU, KM., MERMUT, S. : Use of zygomatic anchors during rapid canine distalization: A preliminary case report *Angle Orthod.* 76(1):137-147, JAN 2006.

KARACAY, Ş., AKIN, E., ORTAKOĞLU, K., **BENĞİ, AO.**: Dynamic MRI evaluation of tongue posture and deglutitive movements in a surgically corrected open bite. *Angle Orthod.* 76(6):1057-1065, NOV 2006.

BENĞİ, AO., KARACAY, Ş., KÖYMEN, GA.: A unique treatment of finger-sucking habit in children with mental retardation: report 4of 2 cases *Quintessence International* 38(3), 41-46, MAR 2007.

ORTAKOĞLU, K., AKÇAM,T. ŞENÇİMEN, M., KARAKOÇ, Ö., ÖZYİĞİT, HA., **BENĞİ, AO.** : Osteochondroma of the mandible causing severe facial asymmetry: A case report *Oral Surg Oral Med Oral Pathol Oral Radiol Endod* 103: 21-28. 2007

KAZKAYASI M.,BATAY F.,MADENCİ G., BENĞİ A.O.,TEKDEMİR I.:The Morphometric and Cephalometric Study of Anterior Cranial Landmarks for Surgery **Minim Invasive Neurosurg 51: 21-25. 2008**

ÖLMEZ, H., **BENĞİ, O.**, SAĞDIÇ, D., TUNCA, YM.: Hemisection With an Orthodontic Goal. *Balkan Military Medical Review* 3(1-2): 63-68,2000

ORTAKOĞLU K., KARACAY S., ŞENÇİMEN M., AKIN E., ÖZYİĞİT, A,H., **BENĞİ O.**: Distraction osteogenesis in a severe mandibular deficiency. *Head and face medicine* 3:2-12,JUN. 2007

MERAL, O., BENGİ, O., GÜRTON, Ü.: Profile changes after surgical orthodontic treatment of class III malocclusion. Eur. J Orthod 23 (5): 591-645, 2001

7.3. Oral Presentations at International Scientific Meetings

ŞENGÜN, O., UZEL, İ., BENGİ, O.: Segmental Ortodontik Cerrahi I.Uluslararası Bilimsel Kongresi. 29 Ekim-1 Kasım 1988 Lara Antalya.

UZEL, İ., BENGİ, O.: Eski Anadolu Halkının Günümüz İnsanı ile Sefalometrik Karşılaştırması. X.Uluslararası Kazı Araştırma ve Arkeometri Sempozyumu. 23-27 Mayıs 1988, Ankara.

ÖLMEZ, H., BENGİ, O., SAĞDIÇ, D., GÜRTON, Ü.: Daimi Birinci Büyük Azı Çekimli Olgularda En-Masse Aparenti Uygulamalarının Diş Çene Yüz Sistemi Üzerindeki Etkileri. Uluslararası Türk Ortodonti Derneği Kongresi. 4-9 Eylül 1994, Antalya.

BENGİ, O., DEMİRHANOĞLU, M., SAĞDIÇ, D., ÖLMEZ, H.: Konjenital Unilateral Dış Kulak Yolu Atrezilerinde Kraniofasial Yapıların Değerlendirilmesi. Uluslararası Türk Ortodonti Derneği Kongresi. 4-9 Eylül 1994, Antalya.

ÖLMEZ, H., SAĞDIÇ, D., BENGİ, O.: Sınıf II Bölüm II Maloklüzyonların ikiz Blok+Edgewise Kombinasyonu ile Tedavisi. Uluslararası Türk Ortodonti Derneği Kongresi. 4-9 Eylül 1994, Antalya.

SAĞDIÇ, D., BENGİ, O., ÖLMEZ, H., KORUNMUŞ, F.: Ağızdan Solunum Sendromunda Adenoidetomi Endikasyonu. Uluslararası Türk Ortodonti Derneği Kongresi. 4-9 Eylül 1994, Antalya.

ÖLMEZ, H., ŞENGÜN, O., BENGİ, O., SAĞDIÇ, D.: İskeletsel III.Olgularda Ortognatik Cerrahi. Uluslararası Türk Ortodonti Derneği Kongresi. 4-9 Eylül 1994, Antalya.

GÜLER, MM., IŞIK, S., BENGİ, O., GÜNAYDIN, Y., SELMANPAKOĞLU, N.: SSRO Sonrası Rijit Fiksasyon ve Sonuçları. 4. Uluslararası Türk Oral ve Maksillofasial Cerrahi Derneği Kongresi 26 Ekim- 30 Ekim,1994, Antalya.

BENGİ, O., ÖLMEZ, H., SAĞDIÇ, D., GEREK, M.: "Obstructive Sleep Apnea" Olgularında sefalometrik Değerlendirme. 5.Uluslararası Türk Ortodonti Derneği Kongresi. 7-12 Ekim1996, Antalya.

BÜYÜKSAĞIN, Ö., ÖLMEZ, H., BENGİ, O., SAĞDIÇ, D., IŞIMER, Y.: Vardimon Sistemi Fonksiyonel Ortopedik Magnetik apareyin Diş Çene Yüz Sistemi Üzerindeki Etkileri. 5.Uluslararası Türk Ortodonti Derneği Kongresi. 7-12 Ekim1996, Antalya.

GÜRTON, Ü., ÖLMEZ, H., SAĞDIÇ, D., BENGİ, O.: Molar Distalizasyonunda 'Magne-Foce System" Uygulamaları. 5.Uluslararası Türk Ortodonti Derneği Kongresi. 7-12 Ekim1996, Antalya.

ÖLMEZ, H., ATAÇ, A., ÖZER, D., **BENĞİ, O.**: Sürekli Florür Salınımı Yapan Ortodontik Akriliğın Mine Flor İyon Düzeyi Üzerine Etkisinin İncelenmesi. 5.Uluslararası Türk Ortodonti Derneğı Kongresi. 7-12 Ekim1996, Antalya.

GÜRTON, Ü., ÖLMEZ, H., **BENĞİ, O.**, ATAY, S., ERDOĞAN, E.: Pendulum Aparenti Yardımı ile Üst Birinci Molar Distalizasyonunun İncelenmesi. 5.Uluslararası Türk Ortodonti Derneğı Kongresi. 7-12 Ekim1996, Antalya.

ÖLMEZ, H., **BENĞİ, O.**, SAĞDIÇ, D.: Transversal Yön Üst Çene Genişletilmesinde "E-Ark" Aparenti (Dudak-Damak Yarıklı Bir Olgu Nedeniyle). 5.Uluslararası Türk Ortodonti Derneğı Kongresi. 7-12 Ekim 1996, Antalya.

ÖLMEZ, H., GÜNHAN, Ö., **BENĞİ, O.**, SAĞDIÇ, D., AKIN, E.: "Rapid Palatal Expansion" Sonrası Kök Rezorpsiyonlarının İncelenmesi. 5.Uluslararası Türk Ortodonti Derneğı Kongresi. 7-12 Ekim 1996, Antalya.

ÖLMEZ, H., **BENĞİ, O.**, SAĞDIÇ, D., GÜNER, Y., SELMANPAKOĞLU, N.: Dudak Yanıklarında Kontraktür Oluşumunun önlenmesi. 5.Uluslararası Türk Ortodonti Derneğı Kongresi. 7-12 Ekim 1996, Antalya

ÖLMEZ, H., **BENĞİ, O.**, SAĞDIÇ, D., TUNCA, YM.: Hemisection With an Orthodontic Goal. 1st Congress of Balkan Military Medical Committee. 6-8 Mayıs 1996, İstanbul.

BENĞİ, O., SAĞDIÇ, D., ÖLMEZ, H., GÜLER, M., GÜRTON, Ü.: Rigid Fiksasyonlu Sagital Split Ramus Osteotomisi Uygulanan Prognati Olgularında Sefalometrik Değerlendirme. 5.Uluslararası Türk Ortodonti Derneğı Sempozyumu. 29-31 Ekim 1997, Ankara.

ÖLMEZ, H., MANDIRACI, S., BÜYÜKSAĞIN, Ö., GÜRTON, Ü., SAĞDIÇ, D., **BENĞİ, O.**: İskeletsel II.Sınıf Olguların Tedavilerinde Ortopedik ve Fonksiyonel yaklaşımlar. 5.Uluslararası Türk Ortodonti Derneğı Sempozyumu. 29-31 Ekim 1997, Antalya.

GÜRTON, Ü., ÖLMEZ, H., **BENĞİ, O.**, SAĞDIÇ, D.: Müteharrik Molar İntrüzyon Aparenti. 7.Uluslararası Türk Ortodonti Derneğı Kongresi. 13-16 Haziran 2000, İstanbul.

ATAY, S., SAĞDIÇ, D., **BENĞİ, O.**: Evaluation of the Effects of Prostacyclin and Tromboxan A₂ in Orthodontic Tooth Movement. 5th Congress of the Balkan Stomatological Society. 13-16 Nisan 2000, Thessaloniki.

BENĞİ, O., İŞİMER, Y., UZEL, İ.: Fizyonomi Restorasyonu. VII.Uluslararası Türk Ort.Der.Sempozyumu. 12-13 Kasım 2001, Ankara.

BATAY, F., KAZKAYASI, M., **BENĞİ, O.**, TEKDEMİR, İ., DEDA, H.: The Exact Morphometry of the Supraorbital Foramen and the Frontal Sinus and Certain Anatomic Relations for Skull Base Approach: An Anatomical and Cephalometric Study. 12th Annual Meeting of the North American Skull Base Society. Mart 2001, New York, USA.

BENGİ, O., SAYIN, S., GÜRTON, Ü., ORTAKLAR, K.: Periodontal Ligamentin Distraksiyonu Aracılığı ile Gerçekleştirilen Hızlı Kanin Distalizasyonu. VIII.Uluslararası Türk Ortodonti Derneği Kongresi. 27-30 Mayıs 2002, Antalya.

BENGİ, O., GÜRTON, Ü., ÖLMEZ, H., OKÇU, KM.: Premaksiller Osteodistraksiyon (Olgu Raporu).

VIII.Uluslararası Türk Ortodonti Derneği Kongresi. 27-30 Mayıs 2002, Antalya.

OKÇU, KM., ALYUĞ, HA., KARAÇAY, Ş., **BENGİ, O.**, GÜNAYDIN, Y.: Periodontal ligament distraksiyonu ve kemik üstü ankraj sisteminin birlikte kullanımı. 11. Uluslararası Maksillofasial Cerrahi Kongresi 04-08 Haziran 2003, Antalya

ORTAKOĞLU K., **BENGİ, AO.**, ŞENÇİMEN, M., SUER, BT., KARAÇAY, Ş., ALTUĞ, HA. :Distraction osteogenesis in correction of mandibular retrognath. 17. Uluslararası Ağız ve Çene Cerrahisi Konferansı 29 Ağustos-2 Eylül 2005 Vienna – Avusturya.

BENGİ, O., KARAÇAY, Ş., AKİN, E., OKÇU, KM., ÖLMEZ, H., MERMUT, S.: Maksiler anterior segmental distraksiyon ile tedavi edilen hastaların sefalometrik değerlendirmesi: ön rapor. 10. Uluslararası Türk Ortodonti Derneği Kongresi 24-28 Eylül 2006, İstanbul

KARACAY, Ş., AKİN, E., **BENGİ, O.**, ORTAKOĞLU, K., YILMAZ, F.: Hızlı kanin distalizasyonu ve iskeletsel ankraj sistemi ile sınıf II maloklüzyonun tedavisi: olgu sunumu.10. Uluslararası Türk Ortodonti Derneği Kongresi 24-28 Eylül 2006, İstanbul

AKİN, E., KARACAY, Ş., OKÇU, KM., **BENGİ, O.**, ŞAHİNKAYA, E.: Bimaksiller ortognatik cerrahiden sonra dil postürü ve dil hareketlerinin dinamik MRG ile değerlendirilmesi.(Vaka raporu) 10. Uluslararası Türk Ortodonti Derneği Kongresi 24-28 Eylül 2006, İstanbul

KARACAY, Ş., AKİN, E., ORTAKOĞLU, K., **BENGİ, O.**: Deglutitive Tongue Movements in Surgically Corrected Open Bite. 82. Avrupa Ortodonti Kongresi, 4-8 Temmuz 2006, Viyana

KARACAY, Ş., AKİN, E., ORTAKOĞLU, K., **BENGİ, O.**: Mandibular distraction osteogenesis in the treatment of severe class II malocclusion. 82. Avrupa Ortodonti Kongresi, 4-8 Temmuz 2006, Viyana

BENGİ, O., KARACAY, Ş., AKİN, E., OKÇU, KM., MERMUT, S.: Use of zygomatic anchors during rapid canine distalization- a case report 82. Avrupa Ortodonti Kongresi, 4-8 Temmuz 2006, Viyana

MERMUT, S., **BENGİ, O.**, AKİN, E., KARACAY, Ş., KURKÇU, M.: Effects of interferon gama and hyperbaric oxygen during experimental tooth movement.82. Avrupa Ortodonti Kongresi, 4-8 Temmuz 2006, Viyana

GEREK, M., DÜNDAR, A., ÖZÜNLÜ, A., **BENĞİ, O.**: Cehalometric Analysis in Patients with Obstructive Sleep Apnea. 3. European Congress of Oto-Rhino_Laryngology, Head and Neck Surgery. 9-14 Haziran Budapest-Hungary, 1996.

OKÇU, KM., ORTAKOĞLU, K., ŞENÇİMEN, M., ALTUĞ, A., GÜNAYDIN, Y., GÜRTON, Ü., **BENĞİ, O.**: Anterior Segmental Osteotomi ve Distraksiyon Osteogenezi ile Maksiller Retruzyon Tedavisi:Olgu Sunumu. Türk Oral ve Maksillofasiyal Cerrahi Derneği 10.Uluslararası Bilimsel Kongresi. 05-09 Haziran 2002, Belek / ANTALYA

OKÇU, KM., BAYAR, GR., ALTUĞ, HA., KARAÇAY, Ş., **BENĞİ, O.**, AYDINTUĞ,YS.: Dinamik Osteosentez Sistemi ile Gerçekleştirilen Mandibular Distraksiyon. Türk Oral ve Maksillofasiyal Cerrahi Derneği 11. Uluslararası Bilimsel Kongresi. 04-08 Haziran 2003 Kemer / ANTALYA.

SAYGUN, I., KARAÇAY, Ş., ÖZDEMİR, A., **BENĞİ, O.**: Gingival Features of Pyknodysostosis: a Case Report. Periodontoloji Kongresi, 19-21 Nisan 2003. BERLİN

OKÇU, KM., ALTUĞ, HA., BAYAR, GR., GÜNAYDIN, Y., BÜLBÜL, H., **BENĞİ, O.** GÖKÇE, HS., : Rapid Mandibular Symphysis Widening by Distraction Osteogenesis with Intraoral Devices. Balkan Stomatoloji Kongresi. 1-4 Mayıs 2003. ALBANIA

BENĞİ, O., KÖYMEN, G., KARAÇAY, Ş.: Treatment of Finger Sucking Habit in Mentally Retarded Children. Balkan Stomatoloji Kongresi 1-4 Mayıs 2003. ALBANIA

KARAÇAY, Ş., DEMİRKAYA, K., SAYGUN, I., **BENĞİ, AO.**: Treatment of Chronic Abcess Caused by Occlusal Trauma. 9th Congress of Balkan Stomatological Society, 13-16 May 2004, Ohrid.

KARAÇAY, Ş., AKIN, E., KARAFKI, S., **BENĞİ, AO.**: Treatment of Class III Malocclusion with bite fixer: report of Two Cases.9th Congress of Balkan Stomatological Society, 13-16 May 2004, Ohrid

KARAÇAY, Ş., ALTUĞ, H., **BENĞİ, O.**, AKIN, E.: Dentofacial Effects of Asymmetric Headgear and Cervical Headgear with Removable Plate on Unilateral Molar Distalization.10th Congress of Balkan Stomatological Society, 11-14 May 2005, Belgrad

KARAÇAY, Ş., AKIN, E., YILDIRIM, E., **BENĞİ, O.**: Evaluation of three dimensional stereolithographic model and cephalometric analysis in a skeletal class III patient. 11th Congress of Balkan Stomatological Society, 11-14 May 2006, Sarajevo

OKÇU, KM., ŞENÇİMEN, M., ORAL, B., DOĞAN, N., **BENĞİ, O.**, YILDIRIM, E.; Maksiller Hipoplazi ve Retrognatinin Distraksiyon Osteogenezi ile Tedavisi. Türk Oral ve Maksillofasiyal Cerrahi Derneği 14.Uluslararası Bilimsel Kongresi. 31 Mayıs-04 Haziran 2007 Belek / ANTALYA.

7.4 Publication on International Scientific Journal

UZEL, İ., GÜLTAN, A., **BENĞİ, O.**: Eski İki Anadolu Toplumunun Sefalometrik Normlarının Günümüz Toplumunu ile Karşılaştırılması. Türk Ortodonti Dergisi, 1(1), 109-114, 1988.

BENĞİ, O., UZEL, İ., İŞİMER, Y., SAĞDIÇ, D.: Frankel'in "Fonksiyonel Regülatörü" (FR-3) ile Yapılan Sagital Yöndeki Sefalometrik Değişikliklerin İncelenmesi. Türk Ortodonti Dergisi, 2(2), 238-247, 1989.

ÖLMEZ, H., **BENĞİ, O.**, SAĞDIÇ, D., GÜRTON, Ü.:Daimi Üst Birinci Büyük Azı Çekimli Olgularda En-Masse Apareyi Uygulamalarının Diş Çene Yüz Sistemi Üzerindeki Etkileri. Türk Ortodonti Dergisi, 7(2), 145-150, 1994.

ÖLMEZ, H., SAĞDIÇ, D., **BENĞİ, O.**: Sınıf II, Bölüm I Maloklüzyonlarının İkiz Blok+Edgewise Kobnasyonu İle Tedavisi. Türk Ortodonti Dergisi, 7(2), 207-212, 1994.

SAĞDIÇ, D., ÖLMEZ, H., **BENĞİ, O.**, DEMİRHANOĞLU, M., BÜYÜKSAĞIN, Ö.: Ön Açık Kapanış Olgularında Multiloop Edgewise Teknik Uygulamalarının Diş Çene Yüz Sistemi Üzerindeki Etkileri. Gülhane Askeri Tıp Akademisi Bülteni, 37(1), 107-114, 1995.

SAĞDIÇ, D., ÖZDOĞAN, B., **BENĞİ, O.**, ÖLMEZ, H.: Altı Yaş Dişi Erken Kaybının Diş Çene Yüz Sistemi Dik Yön Boyutlarına Etkisi. Türk Ortodonti Dergisi, 8(1), 8-19, 1995.

AKBULUT, E., SAĞDIÇ, D., **BENĞİ, O.**, ÇOKPEKİN, F.: Süt Dişleri Erken Kayıplarında Sefalometrik İnceleme. Türk Ortodonti Dergisi, 8(1), 33-38, 1995.

MANDIRACI, S., SAĞDIÇ, D., **BENĞİ, O.**, ÖLMEZ, H.: II.Sınıf I.Bölüm Anomalilerin Tedavisinde Kullanılan İkiz Blok Apareyinin Dentofasiyal Yapılarda Meydana Getirdiği Etkilerin Sefalometrik Olarak İncelenmesi. Türk Ortodonti Dergisi, 8(1), 44-53, 1995.

BENĞİ, O., SAĞDIÇ, D., ÖLMEZ, H., GÜLER, M.: Rigid Fiksasyonlu S.S.R.O. Uygulanan Prognati Olgularında Sefalometrik Değerlendirme. **Türk Ortodontidergisi, 8(1), 54-61, 1995.**

OKER, C., SAĞDIÇ, D., **BENĞİ, O.**, ÖLMEZ, H.: Ortodontik Bantlar Altında Kullanılan Farklı Simanların White Spot Lezyon Gelişimi Üzerine Olan Etkilerinin Elektron Mikroskopik Olarak Değerlendirilmesi. Türk Ortodonti Dergisi, 8(1), 70-77, 1995.

SAĞDIÇ, D., **BENĞİ, O.**, ÖLMEZ, H., KORUNMUŞ, F.: Ağızdan Solunum Sendromunda Nasal Hava Yolu Kapasitesinin Adenoidektomi Öncesi Ve Sonrası Sefalometrik Değerlendirilmesi. Türk Ortodonti Dergisi, 9(1), 51-55, 1996.

SAĞDIÇ, D., **BENĞİ, O.**, DEMİRHANOĞLU, M., ÖLMEZ, H., GEREK, M.: Konjenital 4Unilateral Dış Kulak Yolu Atrezilerinde Kraniofasial Yapıların Değerlendirilmesi. Türk Ortodonti Dergisi, 9(1), 117-120, 1996.

BENĞİ, O., ÖLMEZ, H., SAĞDIÇ, D.: Çekimli Tedavi Edilen I.Sınıf Olgularda Dudakların Dik Yön Boyut Değişikliklerinin İncelenmesi. Gülhane Askeri Tıp Akademisi Bülteni, 38(1), 97-100, 1996.

BENĞİ, O., ÖLMEZ, H., SAĞDIÇ, D., GÜLER, M.: Rijid Fiksasyonlu S.S.R.O. Uygulanan Olgularda Hipofaringeal Hava Yolu Değişiklikleri İle Hyoid Kemik Ve Dil Pozisyonlarının İncelenmesi. Gülhane Askeri Tıp Akademisi Bülteni, 38(1), 112-115, 1996.

BÜYÜKSAĞIN, Ö., ÖLMEZ, H., **BENĞİ, O., SAĞDIÇ, D., İŞİMER, Y.:** Vardimon Sistemi Fonksiyonel Ortodopedik Magnetim Apareyin Diş Çene Yüz Sistemi Üzerindeki Etkileri. Türk Ortodonti Dergisi, 9(2), 210-220, 1996.

BENĞİ, O., ÖLMEZ, H., SAĞDIÇ, D., GÜRTON, Ü., GEREK, M.: "Obstructive Sleep Apnea" Sendromunda Sefalometrik Değerlendirme. Türk Ortodonti Dergisi, 10(2), 138-148, 1997.

GÜRTON, Ü., ÖLMEZ, H., SAĞDIÇ, D., **BENĞİ, O., ERDOĞAN, E.:** Modifiye pendulum apareyi ve kombine headgear'in Molar Distalizasyonundaki Etkilerinin Karşılaştırılması Olarak İncelenmesi. Türk Ortodonti Dergisi, 10(3), 321-328, 1997.

GEREK, M., AYMELEK, B., **BENĞİ, O., DÜNDAR, A.:** Hipertrofik Adenoid Vejesasyonların Ameliyat Öncesi ve Sonrası Sefalometrik Yöntemlerle Değerlendirilmesi. Kulak Burun Boğaz İhtisas Dergisi, 9(6)1, 19-22, Nisan 1999

ÖLMEZ, H., OKUMUŞ, M., SAĞDIÇ, D., GÜRTON, Ü. ÇAKAR, A., **BEN4Ğİ, O., :** Uzun süreli florür salımı yapan bir ortodontik akriliğin Streptokokus Mutans Üzerindeki Etkisi. Türk Ortodonti Dergisi, 13(1), 1-7, 2000.

ALTUNBAŞ, R., GÜRTON, Ü., SAĞDIÇ, D., ÖLMEZ, H., **BENĞİ, O., İŞİMER, Y.:** Nitanium Palatal Ekspansiyon Ve Quadhelix Apareylerinin Dentofasiyal Yapılan Üzerindeki Etkilerinin Karşılaştırılması. Türk Ortodonti Dergisi, 13(1), 19-35, 2000.

GÜRTON, Ü., MERAL, O., ÖLMEZ, H., **BENĞİ, O., SAĞDIÇ, D.:** "RSSD Ve Modifiye Pendulum Apareyinin Molar Distalizasyonu Üzerine Etkilerinin Karşılaştırılması. Türk Ortodonti Dergisi, 13(2): 116-124, 2000.

MERAL, O., GÜRTON, Ü., ÖLMEZ, H., **BENĞİ, O., SAĞDIÇ, D.:** İskeletsel Sınıf III Vakalarda Tek Çene Ve Çift Çene Ortognatik Cerrahi Uygulamalarını Takiben Yumuşak Doku Değişimlerinin Karşılaştırılması. Türk Ortodonti Dergisi, 13(3), 150-157, 2000.

EYÜPOĞLU, S., BENĞİ, AO., GÜRTON, ÜA., AKIN, E.: Asymmetric Maxillary First Molar Distalization with the Transpalatal Arch. **Turk. J.Med. Sci. 34:59-66. Sep 2003.**

UZEL,İ., **BENĞİ,O.:** Uzun Yüz Sen4dromu ve Kıs Yüz Sendromu. Dent.Dergisi, 1(3), 13-22, 1986.

ÖLMEZ, H., SAĞDIÇ, D., **BENĞİ, O., ŞENGÜN, O.:** İskeletsel III.Sınıf Olgularda Ortognatik Cerrahi (İki Olgu Nedeniyle) Türk Ortodonti Dergisi, 7(2), 213-219, 1994.

SAĞDIÇ, D., ÖLMEZ, H., **BENĞİ, O.**: Erişkinlerde Rapid Palatal Ekspansiyon Tekniğinin Bilateral Kortikotomi ile Desteklenmesi. Gülhane Askeri Tıp Akademisi Bülteni, 37(1), 115-119, 1995

ÖLMEZ, H., SAĞDIÇ, D., **BENĞİ, O.**: Üst Kanin ve Yan Kesici Diş Transpozisyonunun Ortodontik Tedavisi. **Türk Ortodonti Dergisi, 9(1), 121-125, 1996.**

GÜRTON, Ü., ÖLMEZ, H., **BENĞİ, O.**, SAĞDIÇ, D.: Üst Birinci Büyük Azı Distalizasyonunda Pendulum Apareyi. Gülhane Askeri Tıp Akademisi Bülteni, 39(1), 69-77, 1997.

ÖLMEZ, H., SAĞDIÇ, D., **BENĞİ, O.**, GÜNHAN, Ö.: "Rapid Palatal Expansion" Sonrası Kök Rezorpsiyonlarının İncelenmesi. Gülhane Askeri Tıp Akademisi Bülteni, 39(2), 192-195, 1997.

BENĞİ, O., ÖLMEZ, H., SAĞDIÇ, D.: Transversal Yön Üst Çene Genişletilmesinde "E-Ark" Apareyi (Dudak-Damak Yarıklı Bir Olgu Nedeniyle). Gülhane Askeri Tıp Akademisi Bülteni, 39(2), 265-269, 1997.

GÜRTON, Ü., ÖLMEZ, H., SAĞDIÇ, D., **BENĞİ, O.**: Üst Molar Distalizasyonunda Yeni Bir Yöntem (Removable Segmental Sliding Distalizer). Gülhane Askeri Tıp Akademisi Bülteni, 39(4), 487-491, 1997.

ÖLMEZ, H., GÜRTON, Ü., SAĞDIÇ, D., **BENĞİ, O.**: Molar Distalizasyonunda "Magne-Force System" Uygulaması. Gülhane Askeri Tıp Akademisi Bülteni, 39(4), 492-496, 1997

SAYIN, S., **BENĞİ, O.**, ÖLMEZ, H., GÜRTON, Ü., SAĞDIÇ, D.: Periodontal Di4straksiyon Osteogenezis Yöntemiyle Gerçekleştirilen Hızlı Kanin Distalizasyonu (Olgu Raporu-Ön Çalışma). **Türk Ortodonti Dergisi, 16(2), 134-141, 2003.**

7.6 Published Presentations

UZEL, İ., İŞİMER, Y., **BENĞİ, O.**: Frankel'in "Fonksiyonel Regülatörü (FR-3) ile Yapılan Tedavilerde Sagittal Yöndeki Sefalometrik Değişikliklerin İncelenmesi. Türk Ortodonti Derneği 1.Kongresi. 19-22 Ekim 1988, Milli Kütüphane,Ankara.

ÖZTÜRK, S., ZOR, F., DEVECİ, M., İŞİK, S., YAPICI, AK., AKIN, E., **BENĞİ, O.**, ŞENGEZER, M.: Kraniositoz cerrahi tedavisi öncesi Mimics programı ile planlama. 29. Türk Plastik Rekonstrüktif ve Estetik Cerrahi Ulusal Kongresi. 17-20 Ekim 2007. Eskişehir

ZOR, F., ÖZTÜRK, S., ESKİ, M., DEVECİ, M., YAPICI, AK., ŞENGEZER, M., AKIN, E., **BENĞİ, O.**: Üç Boyutlu Mimics Görüntüleme Sistemini Ortognatik Cerrahi Planlamasında Kullanımı. 29. Türk Plastik Rekonstrüktif ve Estetik Cerrahi Ulusal Kongresi. 17-20 Ekim 2007. Eskişehir

AKIN, E., **BENĞİ, O.**, KARAÇAY, Ş., ÖLMEZ, H., ŞAHİNKAYA, E., GÖRGÜLÜ, S.: Ortognatik cerrahide 3 boyutlu görüntüleme navigasyon tekniği kullanarak yumuşak doku profilinin tahmini. 10. Türk Ortodonti Derneği Sempozyumu. 12-13 Kasım 2007. ANKARA

ÖLMEZ, H., OKÇU, KM., GÖKÇE, S., YILMAZ, F., SAĞDIÇ, D., **BENĞİ, O.**: Sınıf I olguda distraksiyon osteogenezis 10.Türk Ortodonti Derneği Sempozyumu 12-13 Kasım 2007. ANKARA.

KARAÇAY, Ş., ORTAKOĞLU, K., AKIN, E., ŞENÇİMEN, M., **BENĞİ, O.**, SAĞDIÇ, D.: Logic mandibular distraktör ile iskeletsel sınıf II maloklüzyonun tedavisi. 10. Türk Ortodonti Derneği Sempozyumu 12-13 Kasım 2007. ANKARA.

8. Administrative Positions

Kurum/Kuruluş	Ülke	Şehir	Bölüm/Birim	Görev Türü	Görev Dönemi
GATA (Gülhane Military Medicine Academy)	TURKEY	ANKARA	ORTHODONTİCS	Chairman of Department	2006-2010
GATA (Gülhane Military Medicine Academy)	TURKEY	ANKARA	DENTISTRY	CHAIRMAN of DENTISTRY SCIENCE CENTER	2010-2013
Near East University	TRNC	Nicosia	DENTISTRY	Prof. Dr. Vice Dean	2011-
Near East University	TRNC	Nicosia	DENTISTRY	Prof. Dr. Chairman of Department of Pedodontics – Coordinator of Quality	2007-
Ankara Üniversitesi	TURKEY	Ankara	DENTISTRY	Prof. Dr. Chairman of Department of Pedodontics	2003-2007
Ankara Üniversitesi	TURKEY	Ankara	DENTISTRY	Prof. Dr. of Pedodontics	2000-2003
Ankara Üniversitesi	TURKEY	Ankara	DENTISTRY	Prof. Dr. Ankara University Coordinator of Media and Public Relations	1999-2000
Ankara Üniversitesi	TURKEY	Ankara	DENTISTRY	Prof. Dr. of Pedodontics	1998-1999
Ankara Üniversitesi	TURKEY	Ankara	DENTISTRY	Membership of Faculty Board	1994-1997
Ankara Üniversitesi	TURKEY	Ankara	DENTISTRY	Doç. Dr. of Pedodontics	1992-1998

Ankara Üniversitesi	TURKEY	Ankara	DENTISTRY	Yrd. Doç. Dr. Pedodonti Öğretim Üyesi	1991- 1992
Ankara Üniversitesi	TURKEY	Ankara	DENTISTRY	Resarch Assistant of Pedodontics	1985- 1991

Membership in Scientific Organization

Turkish Dental Association

Turkish Pedodontics Association

IAPD (International Association of Paediatric Dentistry)

IADT (International Association of Dental Traumatology)

Adress

University of Kyrenia Faculty of Dentistry, Kyrenia, TRNC, Mersin 10 TURKEY

e-mail: aliosman.bengi@kyrenia.edu.tr

Hamit Selim BOSTANCI

Degrees

Degree	Department	University	Year
Bachelor's and Master	-	-	-
	Dentistry	Hacettepe University	1976
Doctorate/PhD.	Periodontology /Dentistry	Ankara University	1980
Assoc. Prof.	Periodontology /Dentistry	Ankara University	1985
Professor	Periodontology /Dentistry	Ankara University	1991

Academic Positions:

Position	Place	Year
Res. Asst.	Dicle University Faculty of Dentistry	1977-78
Res. Asst.	Ankara University Faculty of Dentistry	1978-1980
Dr. Res. Asst.	Ankara University Faculty of Dentistry	1980-1985
Doç. Dr.	Ankara University Faculty of Dentistry	1985-1991
Professor	Ankara University Faculty of Dentistry	1991

Administrative Positions :

1. Ankara Chamber of Dentistry, Chairman of Board of Discipline,
2. Ankara Chamber of Dentistry, Chairman of Chamber
2. Balkan Stomatological Society, Vice President and President
3. Turkish Dental Association, Chairman of Supreme Discipline Board

Membership in Scientific Organization :

1. Turkish Periodontology Association (TPD) (2002-)
2. European Federation of Periodontology (EFP) (2002-)
3. IADR
4. Balkan Stomatological Society, Council Membership

Publications

A. Publications in International Scientific Journals :

- A1.** Kaynak D, Meffert R, **Bostanci H**, Günhan O, Ozkaya OG, "A histopathological investigation on the effect of systemic administration of the bisphosphonate alendronate on resorptive phase following mucoperiosteal flap surgery in the rat mandible", Journal Of Periodontology, 2003 Sep;74(9):1348-54.
- A2.** Günhan M, Günhan O, Celasun B, Azal O, **Bostanci H**, "Gingival Langerhans' cells in type I diabetes mellitus.", Journal of Periodontology (ISI), 1996 Jan;67(1):37-40.
- A3.** Günhan M, **Bostanci H**, Günhan O, Demiriz M, "Mast cells in periodontal disease" Ann Dent. 1991 Summer;50(1):25-9.
- A4.** Ozsoy N, Gül N, **Bostanci H**, Ayvali C. "Ultrastructural determination of gingival Langerhans cells in alloxan-induced diabetic rats" Cell Biochem Funct, 2005 May-Jun;23(3):181-7.
- A5.** Ozsoy N, **Bostanci H**, Ayvali C. "The investigation of the ultrastructural neutrophil changes in alloxan-induced diabetes in rats: response to a chemotactic challenge." Cell Biochem Funct. 2004 Mar-Apr;22(2):81-7.
- A6.** Günhan M, Günhan O, Celasun B, Mutlu M, **Bostanci H**. "Estrogen and progesterone receptors in the peripheral giant cell granulomas of the oral cavity." J Oral Sci. 1998 Jun;40(2):57-60.

A7. Günhan O, Gardner DG, **Bostanci H**, Günhan M, "Familial gingival fibromatosis with unusual histologic findings" J Periodontol. 1995 Nov;66(11):1008-11

D. Publications on National Scientific Journal:

D1. Kalsiyum Kanal Blokörü (Amlodipin) Kullanımına Bağlı Dişeti Büyümesi: 5 Yıl Takipli Vaka Raporu. Dr. Dt. givge KURGAN, Dr. Dt. Canan ÖNDER, Dt. Ayse TAYMAN, Dt. Ardita KOÇİ, Prof. Dr. Hamit BOSTANCI,307-312

D2. Bostanci H, Sütçü S. "Long term effects of surgical and non-surgical periodontal treatment. 1. Attachment level changes"Ankara Üniversitesi Dis Hekimligi Fakulte Dergisi 1989 May;16(1):141-6.

D3. Bostanci H, Akkaya M, Baran CC. "The analysis of investigator discrepancies in periodontal probing" Ankara Üniversitesi Dis Hekimligi Fakulte Dergisi, 1985, Sep-Dec;12(3):543-51

D4. Bostanci H, Aksoy N, Timlioğlu O, "Relationship between gingival hyperplasia and transfer of phenytoin to saliva and serum" Ankara Üniversitesi Dis Hekimligi Fakulte Dergisi, 1988 May;15(2):193-6.

D5. Bostanci H, Aksoy N, Aydin N. "Phenytoin and gingival hyperplasia" Ankara Üniversitesi Dis Hekimligi Fakulte Dergisi,1987 Sep;14(3):313-6.

D6. Bostanci H, Sütçü S, "Evaluation of different clinical methods in the measurement of periodontal attachment levels" Ankara Üniversitesi Dis Hekimligi Fakulte Dergisi, 1987 Sep;14(3):299-302.

D7. Bostanci H, Yilmaz T, Arpak N, "Potentiometric determination of active fluoride in toothpaste" Ankara Üniversitesi Dis Hekimligi Fakulte Dergisi, 1986 Jan-Dec;13(1-2-3):73-8.

D8. Baloş K, **Bostanci H**, Akkaya M. "4-year periodontal health status of 15-year-old children" Ankara Üniversitesi Dis Hekimligi Fakulte Dergisi, 1985 Sep-Dec;12(3):561-8.

D9. Bostanci H, Akkaya M, Gunhan M. "Oral hygiene education of pre-school children using stories" Ankara Universitesi Dis Hekimligi Fakulte Dergisi, 1985 Sep-Dec;12(3):553-9.

D10. Bostanci H, Baran CC, "The relation between the width of keratinized gingiva and gingival recession" Ankara Universitesi Dis Hekimligi Fakulte Dergisi, 1985 Sep-Dec;12(3):535-42.

D11. Günhan M, Bostanci H, Günhan O. "Mast cell counting in fibrous gingival hyperplasias and giant cell granuloma" Ankara Universitesi Dis Hekimligi Fakulte Dergisi 1989 Sep;16(3):453-6

Contact Informations:

Adress: University of Kyrenia, Faculty of Dentistry, Kyrenia, TRNC, Mersin 10 TURKEY

Telefon: 0392 650 20 00

Email: hamitselim.bostanci@kyrenia.edu.tr

Veli ASLANALP

Degrees:

Derece	Bölüm/Program	Üniversite	Yıl
Bachelor's and Master	-	-	-
	Faculty of Dentistry	Ankara University	1979
Doctorate	Restorative Dentistry	GATA (Gülhane Military Medicine Academy)	1988
Asst. Prof.	Restorative Dentistry	GATA (Gülhane Military Medicine Academy)	1991
Assoc. Prof.	Restorative Dentistry	GATA (Gülhane Military Medicine Academy)	1996
Professor	Restorative Dentistry	GATA (Gülhane Military Medicine Academy)	2007

Positions:

Positions	Place	Yıl
Res. Asst.	GATA / Dentistry	1979-1988
Dr.Res. Asst.	GATA / Dentistry	1988-1991
Asst.Prof.	GATA / Dentistry	1991-1996
Assoc. Prof.	GATA / Dentistry	1996-2007
Professor	GATA / Dentistry	2007-2015

Administrative Positions:

2007-2015 Military Supreme Science Council Membership

Publications

A. Publications on International Scientific Journal:

A1. Sert S, **Aslanalp V**, Tanalp J, "Investigation of the root canal configurations of mandibular permanent teeth in the Turkish population", International Endodontic Journal, 2004; 37(7): 494-499

D. Publications on National Scientific Journals :

D1. Oktay EA, Muşabak, Ub, Şahinkesen G, **Aslanalp V**, Kiliç, A, "The effects of Enterococcus faecalis on PMNL functions: An in vitro study", Gulhane Medical Journal, 2010;52,(2):121-126

D2. Aydın C, Topçu FT, Tunca YM, **Aslanalp V**, "Sealing evaluation of various cervical base materials used in non-vital tooth bleaching", Gulhane Medical Journal, 2006; 48(1):34-36

D3. Şahinkesen G, Tunca YM, **Aslanalp V**, "Endodonic treatment of three-rooted and four canalled of mandibular second molar tooth", Gulhane Medical Journal, 2005; 47(1):70-72

D4. Sert S, Şahinkesen G, Tunca YM, **Aslanalp V**, Altinova M, "Türk toplumunda kadın alt ve üst çene sürekli diş kanal şekillerinin şeffaflaş tirma yöntemi ile belirlenmesi", Gulhane Medical Journal, 2004;46(2):93-101

D5. Sert S, Şahinkesen G, Tunca YM, **Aslanalp V**, Altinova M, "Türk toplumunda erkek alt ve üst çene sürekli diş kanal şekillerinin şeffaflaş tirma yöntemi ile belirlenmesi" Gulhane Medical Journal, 2004; 46(2):106-114

D6. Pıkdöken ML, Sert S, Akca AE, **Aslanalp V**, Özdemir A, "Alt ve üst büyük azı dişlerin furkasyon anatomilerinin cinsiyete göre incelenmesi" Gulhane Medical Journal, 2003; 45(1): 29-35

D7. Sert S, Özçelik C, Tunca YT, **Aslanalp V**, Haznedaroğlu F, "Kök kanallarının şekillerinin belirlenmesinde kullanılan tekniklerin in vitro karşılaştırılması" Gulhane Medical Journal, 2003; 45(1): 36-43

D8. Tunca YM, **Aslanalp V**, Yildirim N, "Değişik maddelerle hazırlanan kalsiyum hidroksitli kanal medikamanlarının çimento bağı dokusunda oluşturdukları cevapların histopatolojik değerlendirilmesi" Gulhane Medical Journal, 2002; 44(1): 26-34

D9. Tunca YM , Aslanalp V , Bosna F , Sert S , Can C , "%5.25'lik sodyum hipoklorit'in köpek periapikal dokularına etkisinin histopatolojik incelenmesi" Gulhane Medical Journal, 2002; 44(1): 43-48.

Adress

University of Kyrenia, Faculty of Dentistry, Kyrenia, TRNC, Mersin 10 TURKEY

0392 650 20 00

E-mail: veli.aslanalp@kyrenia.edu.tr

Ana Cecilia ARANHA

Degrees:

Degree	Department	University	Year
Bachelor's	Faculty of Dentistry	State University of Campinas	2000
Master	Restorative Dentistry	State University of Campinas	2003
Doctorate	Restorative Dentistry	University of São Paulo	
Internship	Dental Lazer Enstitüsü	University of Aachen	2004
Assoc.Prof.	Restorative Dentistry	University of São Paulo	2014

Prior Positions:

Positon	Place	Year
Res. Asst.	State University of Campinas/ Faculty of Dentistry	2000-2003
Dr. Res. Asst.	University of São Paulo/ Faculty of Dentistry	2003-2014
Assoc.Prof.	University of São Paulo/ Faculty of Dentistry	2014
Coordinator	University of São Paulo/ Faculty of Dentistry, Special Dental Lasers Laboratory (LELO)	2014

Administrative Positions :

1. University of São Paulo/ Faculty of Dentistry, Coordinator of Special Dental Lasers Laboratory (2014)

Publications

A. Publications in International Scientific Journals :

A1. Cunha SR, Garófalo SA, Scaramucci T, Zezell DM, **Aranha AC**. The association between Nd:YAG laser and desensitizing dentifrices for the treatment of dentin hypersensitivity. *Lasers Med Sci*. 2017 Mar 14. doi: 10.1007/s10103-017-2187-9

A2. de Moraes MC, Freitas AZ, **Aranha AC**. Progression of erosive lesions after Nd:YAG laser and fluoride using optical coherence tomography. *Lasers Med Sci*. 2017 Jan;32(1):1-8. doi: 10.1007/s10103-016-2075-8. Epub 2016 Sep 17.

A3. Yoshizaki KT, Francisconi-Dos-Rios LF, Sobral MA, **Aranha AC**, Mendes FM, Scaramucci T. Clinical features and factors associated with non-carious cervical lesions and dentin hypersensitivity. *J Oral Rehabil*. 2017 Feb;44(2):112-118. doi: 10.1111/joor.12469.

A4. Coca KP, Marcacine KO, Gamba MA, Corrêa L, **Aranha AC**, Abrão AC. Efficacy of Low-Level Laser Therapy in Relieving Nipple Pain in Breastfeeding Women: A Triple-Blind, Randomized, Controlled Trial. *Pain Manag Nurs*. 2016 Aug;17(4):281-9. doi: 10.1016/j.pmn.2016.05.003. Epub 2016 Jun 27.

A5. de Barros da Cunha, S. R., Ramos, M. M., Augusto, P., Kalil Haddad, C.M., Fernandes da Silva, J.L., Fregnani, E.R., and Corrêa **Aranha, AC**. (2016). Effects of Different Radiation Doses on the Bond Strengths of Two Different Adhesive Systems to Enamel and Dentin. *Journal of Adhesive Dentistry*, 18(2).

A6. Maeda, F. A., Fukushima, K.A., Tedesco, T. K., **Aranha, AC.**, Raggio, D. P., Junior, W. G. M., and Cesar, P. F. (2016). Effect of erosive challenge and Nd: YAG laser irradiation on bond strength of adhesive systems to dentin. *International Journal of Adhesion and Adhesives*, 64, 60-64.

A7. Steiner-Oliveira, C., Longo, P. L., **Aranha, AC.**, Ramalho, K. M., Mayer, M. P. A., and de Paula Eduardo, C. (2015). Randomized in vivo evaluation of photodynamic antimicrobial

chemotherapy on deciduous carious dentin. *Journal of biomedical optics*, 20(10), 108003-108003.

A8. Cardoso Bezerra, S. J., Fioranelli Vieira, G., Eduardo, C. D. P., de Freitas, P. M., and **Aranha, AC.** (2015). Laser phototherapy (660 nm) can be beneficial for reducing gingival inflammation in prosthodontics. *Case reports in dentistry*, 2015.

A9. LOPES, R. M., TURBINO, M. L., ZECELL, D. M., Scaramucci, T., and **ARANHA, AC.** (2016). The effect of desensitizing dentifrices on dentin wear and tubule occlusion. *American journal of dentistry*.

A10. João-Souza, S. H., Scaramucci, T., Hara, A. T., and **Aranha, AC.**(2015). Effect of Nd: YAG laser irradiation and fluoride application in the progression of dentin erosion in vitro. *Lasers in medical science*, 30(9), 2273-2279.

A11. Ramalho, K. M., Rocha, R. G., Correa-**Aranha, AC.**, de Barros Cunha, S. R., Simões, A., Campos, L., and de Paula Eduardo, C. (2015). Treatment of herpes simplex labialis in macule and vesicle phases with photodynamic therapy. Report of two cases. *Photodiagnosis and photodynamic therapy*, 12(2), 321-323.

A12. de Barros, D. C. S., Ramos, P. A., Nesrallah, A. C., Parahyba, C. J., Fregnani, E. R., and **Aranha, AC.** (2015). The Effects of Ionizing Radiation on the Oral Cavity. *The journal of contemporary dental practice*, 16(8), 679-687.

Adress

University of Kyrenia, Faculty of Dentistry, Kyrenia, TRNC, Mersin 10 TURKEY

0392 650 20 00

E-mail: anacecilia.aranha@kyrenia.edu.tr

Ali Sinan HORASAN

Degrees

Degree	Department	Universiy	Year
Bachelor's and Master	Faculty of Dentistry	İstanbul University	1990
Doctorate	Oral Diagnosis and Radiology	İstanbul University, Faculty of Dentistry	1997

Doctorate Thesis Topic: Çocukluk çağında baş-boyun bölgesi haricinde oluşan neoplazmaların tedavisinde kullanılan antineoplastik ajanların diş ve çene gelişimi üzerine etkileri

Adviser of Thesis: Prof. Dr. Mehmet Şükrü Şirin

Membership of Scientific Organization :

International Academy of Dentomaxillofacial Radiology

European Academy of Dentomaxillofacial Radiology

- 2008-2012 ve 2014-2016 Turkey Representative and Member of Expertness Commission
- 2010-2012 Member of Financial Committee

German Society of Oral Implantology

Oral Diagnosis ve Dentomaxillofacial Radiology Association

- 2006-2011 Member of Board

- 2013-2016 Secretary General

Global Dentistry Association

- 2013- Founder Member, Vice President

Publications

PUBLICATIONS IN INTERNATIONAL SCIENTIFIC JOURNALS :

- Delilbasi C, Orhan K, Icen M, Aksoy S, Horasan S, Kenan Kose S. Evaluation of articular eminence pneumatization using cone beam computed tomography. *Minerva Stomatol.* 2013 Oct;62(10):349-54. PubMed PMID: 24217683.
- Orhan AI, Orhan K, Aksoy S, Ozgül O, Horasan S, Arslan A, Kocyigit D. Evaluation of perimandibular neurovascularization with accessory mental foramina using cone-beam computed tomography in children. *J Craniofac Surg.* 2013 Jul;24(4):e365-9. doi: 10.1097/SCS.0b013e3182902f49. PubMed PMID: 23851871.
- Sirin Y, Horasan S, Yaman D, Basegmez C, Tanyel C, Aral A, Guven K. Detection of crestal radiolucencies around dental implants: an in vitro experimental study. *J Oral Maxillofac Surg.* 2012 Jul;70(7):1540-50. doi: 10.1016/j.joms.2012.02.024. PubMed PMID: 22698290.
- Sirin Y, Guven K, Horasan S, Sencan S, Bakir B, Barut O, Tanyel C, Aral A, Firat D. The influence of secondary reconstruction slice thickness on NewTom 3G cone beam computed tomography-based radiological interpretation of sheep mandibular condyle fractures. *Oral Surg Oral Med Oral Pathol Oral Radiol Endod.* 2010 Nov;110(5):638-47. doi: 10.1016/j.tripleo.2010.05.053. PubMed PMID: 20889356.
- Sirin Y, Guven K, Horasan S, Sencan S. Diagnostic accuracy of cone beam computed tomography and conventional multislice spiral tomography in sheep mandibular condyle fractures. *Dentomaxillofac Radiol.* 2010 Sep;39(6):336-42. doi: 10.1259/dmfr/29930707. PubMed PMID: 20729182; PubMed Central PMCID: PMC3520235.
- Kamburoğlu K, Kiliç C, Ozen T, Horasan S. Accuracy of chemically created periapical lesion measurements using limited cone beam computed tomography. *Dentomaxillofac Radiol.* 2010 Feb;39(2):95-9. doi: 10.1259/dmfr/85088069. PubMed PMID: 20100921; PubMed Central PMCID: PMC3520198.
- Kamburoğlu K, Murat S, Yüksel SP, Cebeci AR, Horasan S. Detection of vertical root fracture using cone-beam computerized tomography: an in vitro assessment. *Oral Surg Oral Med Oral Pathol Oral Radiol Endod.* 2010 Feb;109(2):e74-81. doi: 10.1016/j.tripleo.2009.09.005. PubMed PMID: 20031454.

- Sirin Y, Husseinova-Sen S, Aral A, Horasan S, Firat D, Yucel B, Sirin S. An analysis of oral radiographic findings and their interpretations in women with eating disorders. *J Dent Sci* 2012;7(2):190-198.

ORAL AND POSTER PRESENTATION IN INTERNATIONAL SCIENTIFIC MEETINGS

- Sirin Y, Horasan S, Yaman D, Zeren C, Tanyel C, Aral A, Guven K. Evaluation of the Diagnostic Potentials of Different Imaging Modalities in Detecting Experimental Crestal Bone Defects around Dental Implants. 18. Uluslararası Türk Oral ve Maksillofasiyal Cerrahi Derneği (TAOMS) Kongresi, Antalya 2011 (poster sunumu).
- Sirin Y, Guven K, Horasan S, Sencan S. Diagnostic Accuracy of Cone Beam Computed Tomography and Conventional Spiral tomography in Sheep Mandibular Condyle Fractures. 17th International Congress of Dentomaxillofacial Radiology (IADMFR), Amsterdam, Hollanda, 2009 (poster sunumu).
- Koyuncuoglu CZ, Metin S, Tuncer O, Yassibag Z, Saylan IM, Kantarci A, Horasan S. Use of Cone-Beam Computerized Tomography in Regenerative Treatment of Peri-Implant Defects in Anterior Maxilla *Journal of Clinical Periodontology*. 39():389, Jun 2012 Abstracts of Europerio 7, Vienna, Austria, 6-9 June 2012 (poster sunumu).
- Saylan IM, Tuncer O, Koyuncuoglu CZ, Metin S, Yassibag Z, Horasan S, Kantarci A. Radiographical evaluation of dental implants in aggressive periodontitis patients. EAO 23rd Annual Scientific Meeting September 25-27, 2014, Rome, Italy (poster sunumu).
- Aydın U, Yıldırım D, Horasan S. Mandibular accessory foramina and canals: cone-beam computed tomography *European Head and Neck Radiology Congress* September 24–26, 2015, Krakow, Poland (poster sunumu).
- Horasan S. Digital Görüntülemelerdeki Gelişmeler. 101st FDI Annual World Dental Congress, Istanbul, 28-31 Ağustos 2013 (davetli konuşmacı).
- Sirin Y, Yildirimturk S, Horasan S, Guven K. Radiographic detection of implant related inferior alveolar canal injuries. IADR/AADR/CADR General Session and Exhibition March 22-25, 2017 San Francisco, Calif., USA (sözlü sunum).

PUBLICATIONS IN INTERNATIONAL SCIENTIFIC JOURNALS

Necla Timoçin, Ahmet Bülent Katiboğlu, Cüneyt Korhan Oral, Sinan Horasan. MANDİBULADA ODONTOJEN ÇOCUK OSTEOMYELITİ (Olgu Bildirimi). *Istanbul Univ Dis Hek Fak Derg* 1994;28(2):87-90

Filiz Namdar Pekiner, Nihat Kodallı, Sinan Horasan. Hemangioma: Case Report of A Lesion of The Mid-Face Focusing Upon Imaging Findings. *MÜSBED* 2011;1(3):184-189.

Filiz Namdar Pekiner, Oğuz Borahan, Faysal Uğurlu, Sinan Horasan, B. Cem Şener, Vakur Olgaç. Tüm maksiller sinüsü kaplayan büyük bir kistin klinik ve radyolojik özellikleri. *Clinical and Experimental Health Sciences* Cilt 2, Sayı 1 (2012).

Yiğit Şirin, Sinan Horasan. Hasta Değerlendirmesi, İmplant Endikasyon ve Kontrendikasyonları, Planlama ve Görüntüleme Yöntemleri *Türkiye Klinikleri J Oral Maxillofac Surg-Special Topics* 2015;1(2):1-12.

ORAL PRESENTATION IN NATIONAL SCIENTIFIC MEETINGS

- Horasan S. Çocukluk çağında baş-boyun bölgesi haricinde oluşan neoplazmaların tedavisinde kullanılan antineoplastik ajanların diş ve çene gelişimi üzerine etkileri. Oral Cerrahi Derneği 3. Bilimsel Toplantısı, 26-31 Mayıs 1996, Antalya (sözlü sunum).
- Horasan S. Önüm Arkam Sağım Solum Radyoloji. 17. Türk Dişhekimleri Birliği Ege Bölgesi Dişhekimleri Odaları Uluslararası Bilimsel Kongre ve Sergisi, 19-22 Nisan 2012, Antalya (sözlü sunum , davetli konuşmacı).
- Horasan S. İleri tetkikler implant radyolojisinde navigasyon üç boyutlu görüntüler anatomi ve komplikasyonlar. Türk Dişhekimleri Birliği Antalya Dişhekimleri Odası Ulusal Bilimsel Kongresi, 2008, Antalya (sözlü sunum, davetli konuşmacı).
- Horasan S. Temel implantoloji radyolojisi. İzmir Diş Hekimleri Odası Bilimsel Toplantısı 10.06.2007, İzmir (sözlü sunum, davetli konuşmacı)
- Horasan S. Dental radyoloji. Türk Dişhekimleri Birliği İzmir Diş Hekimleri Odası Bilimsel Toplantısı, 01.12.2007, İzmir (sözlü sunum, davetli konuşmacı).
- Horasan S. Dental volumetrik tomografi. Türk Periodontoloji Derneği İstanbul Toplantıları, 21.11.2005, İstanbul (sözlü sunum, davetli konuşmacı).
- Horasan S. Panoramik ve dental volumetrik tomografi. İstanbul Üniversitesi 7. Uluslararası Kongresi, 19-22 Kasım 2014, İstanbul (sözlü sunum, davetli konuşmacı).
- Horasan S. Radyografilerden Yeterince Yararlanabiliyor muyuz?. 19. Türk Dişhekimleri Birliği Uluslararası Kongresi, 31 Mayıs-2 Haziran 2012, Ankara (sözlü sunum, davetli konuşmacı).
- Horasan S. Dental volumetrik tomografi. Türk Dişhekimleri Birliği Uluslararası Diş Hekimliği Kongresi, 26-28 Mayıs 2011, İstanbul (sözlü sunum, davetli konuşmacı).
- Horasan S. İmplant radyolojisi. Türk Dişhekimleri Birliği Mersin Diş Hekimleri Odası Bilimsel Toplantısı, 02.03.2013, Mersin (sözlü sunum, davetli konuşmacı).
- Horasan S. Dişhekimliğinde panoramik ve dental volumetrik tomografinin yeri. Türk Dişhekimleri Birliği Mersin Diş Hekimleri Odası Bilimsel Toplantısı,14.12.2013, Mersin (sözlü sunum, davetli konuşmacı).
- Horasan S. Immediate implant planlamasında FastandFixed tekniği. 22. Türk Dişhekimleri Birliği Ege Bölgesi Dişhekimleri Odaları Uluslararası Bilimsel Kongre ve Sergisi, 27-29 Kasım 2015, İzmir (sözlü sunum, davetli konuşmacı).
- Horasan S. Immediat implant yapılmış çenede kalıcı protez alternatifleri. 18. Türk Dişhekimleri Birliği Ege Bölgesi Dişhekimleri Odaları Uluslararası Bilimsel Kongre ve Sergisi, 30 Kasım-2 Aralık 2014, İzmir (sözlü sunum, davetli konuşmacı).
- Horasan S. Immediat implant immediat yükleme prosedürleri. 18. Türk Dişhekimleri Birliği Ege Bölgesi Dişhekimleri Odaları Uluslararası Bilimsel Kongre ve Sergisi, 30 Kasım-2 Aralık 2014, İzmir (sözlü sunum, davetli konuşmacı).
- Horasan S. FastandFixed tekniği ile implant uygulamaları. 18. Türk Dişhekimleri Birliği Ege Bölgesi Dişhekimleri Odaları Uluslararası Bilimsel Kongre ve Sergisi, 30 Kasım-2 Aralık 2014, İzmir (sözlü sunum, davetli konuşmacı).
- Horasan S. İmplant cerrahisi ve dental volumetrik tomografi. 16. Türk Dişhekimleri Birliği Ege Bölgesi Dişhekimleri Odaları Uluslararası Bilimsel Kongre ve Sergisi, 21-23 Ekim 2011, İzmir (sözlü sunum, davetli konuşmacı).
- Horasan S. Radyoloji dost mu ? düşman mı ?. Türk Dişhekimleri Birliği Tekirdağ Dişhekimleri Odası 100. Yıl Dişhekimleri Günü Bilimsel Toplantısı, 22 Kasım 2008, Tekirdağ (sözlü sunum, davetli, konuşmacı).

- Horasan S. Dişhekimliğinde dental volumetrik tomografinin kullanım alanları. Türk Dişhekimleri Birliği Tekirdağ Dişhekimleri Odası 1. Trakya Güz Sempozyumu,22-23 Kasım 2014, Tekirdağ (sözlü sunum, davetli, konuşmacı).
- Horasan S. Dental volumetrik tomografi ve radyasyon. Dişhekimliğinde dental volumetrik tomografinin kullanım alanları. Türk Dişhekimleri Birliği Tekirdağ Dişhekimleri Odası 2. Trakya Güz Sempozyumu 19.12.2015, Tekirdağ (sözlü sunum, davetli, konuşmacı).
- Horasan S. Radyoloji kursu. Türk Dişhekimleri Birliği 100. Yıl Etkinlikleri, 10.11.2007, İstanbul (sözlü sunum, davetli, konuşmacı).
- Horasan S. Radyoloji dost mu ? düşman mı ?. Türk Dişhekimleri Birliği Konya Dişhekimleri Odası, 22.09.2012, Konya (sözlü sunum, davetli, konuşmacı).
- Horasan S. Dişhekimliği ve dental volumetrik tomografi. Estetik Dişhekimliği Akademisi Derneği İstanbul Toplantıları, 17.10.2005, İstanbul (sözlü sunum, davetli, konuşmacı).
- Horasan S. İmplant radyolojisi ve navigasyon. Estetik Dişhekimliği Akademisi Derneği İstanbul Toplantıları, 15.02.2010, İstanbul (sözlü sunum, davetli, konuşmacı).
- Horasan S. İmplant radyolojisinde dental volumetrik tomografi. Estetik Dişhekimliği Akademisi Derneği İstanbul Toplantıları, 22.10.2012, İstanbul (sözlü sunum, davetli, konuşmacı).
- Horasan S. İmplant radyolojisinde dental volumetrik tomografi. Estetik Dişhekimliği Akademisi Derneği İstanbul Toplantıları, 26.03.2013, Ankara (sözlü sunum, davetli, konuşmacı).
- Horasan S. Tomografi ve panoramik okumanın püf noktaları. Türk Dişhekimleri Birliği Ege Bölgesi Dişhekimleri Odaları Uluslararası Bilimsel Kongre ve Sergisi, 04.11.2010, İzmir (sözlü sunum, davetli, konuşmacı).
- Horasan S. Dental volumetrik tomografi Türk Dişhekimleri Birliği Zonguldak Dişhekimleri Odası Sürekli Dişhekimleri Eğitimi Toplantısı, 17.10.2009 (sözlü sunum, davetli, konuşmacı).
- Horasan S. Radyografilerden yeterince yararlanabiliyor muyuz ?. 19. Uluslararası Türk Dişhekimleri Birliği Kongresi, 31 Mayıs-02 Haziran 2012, Ankara (sözlü sunum, davetli, konuşmacı).
- Horasan S. Dental volumetrik tomografi okuma kursu. 19. Uluslararası Türk Dişhekimleri Birliği Kongresi, 31 Mayıs-02 Haziran 2012, Ankara (sözlü sunum, davetli, konuşmacı).
- Horasan S. İmplant ve dental volumetrik tomografi. Türk Dişhekimleri Birliği Kocaeli Dişhekimleri Odası Yaza Merhaba Sempozyumu, 12-13 Mayıs 2007, Kocaeli (sözlü sunum, davetli, konuşmacı).
- Horasan S. Dental volumetrik tomografi okuma metodları. Türk Dişhekimleri Birliği Kocaeli Dişhekimleri Odası 2. Bahar Sempozyumu, 12-13 Nisan 2014, Kocaeli (sözlü sunum, davetli, konuşmacı).
- Horasan S. Fast and Fixed planlamada dental volumetrik tomografi.Global Dişhekimliği Derneği Kongresi, 16.02.2014, İstanbul (sözlü sunum, davetli, konuşmacı).
- Horasan S. Dijital radyolojik gelişmelerin görüntülemeye etkisi.21. Uluslararası Türk Dişhekimleri Birliği Kongresi, 28 Mayıs-30 Mayıs 2015, İstanbul (sözlü sunum, davetli, konuşmacı).
- Horasan S. İmplant ve endodontide panoramik ve tomografilerin değerlendirilmesi. Estetik Dişhekimliği Akademisi Derneği, 13.02.2016, Samsun (sözlü sunum, davetli, konuşmacı).

Adress

University of Kyrenia, Faculty of Dentistry, Kyrenia, TRNC, Mersin 10 TURKEY

0392 650 20 00

E-mail: alisinan.horasan@kyrenia.edu.tr

Kani Bilginaylar

Education

DDS (2011) Dentistry, Hacettepe University Faculty of Dentistry, Turkey

Academic Experience

Present Position: Dr. DDS., Department of Oral and Maxillofacial Surgery, Faculty of Dentistry, University of Kyrenia, TRNC

Membership in Scientific Societies

-

Language Ability

Turkish, English

Selected Publications

Conference Publications

- **Bilginaylar K**, Uyanık LO, Ayalı A, Buhara O, Savtekin G, Tüzüm MŞ. Paresthesia of the nervus alveolaris inferior due to impacted teeth: 2 case report. 20th International Taoms Congress, Antalya, Turkey, 19-23 May 2013.
- Ozan O, Günal B, **Bilginaylar K**, Yılmaz HG. Aesthetic Immediate Rehabilitation of Missing Maxillary Incisor. 20th International Dental Congress, Kuşadası Aydın, Turkey, 29-31 may 2014.
- **Bilginaylar K**, Uyanık LO. Comparative Evaluation of Surgical Outcomes of Platelet-Rich Fibrin and Piezosurgery After Removal of Impacted Mandibular Third Molars. AÇBID-BAOMS Joint Congress, Istanbul, Turkey, 5-8 November 2014.
- Uyanık LO, **Bilginaylar K**. Spontaneous Healing of a Submental Fistula Due to A Periapical Lession Treated with Platelet- Rich Fibrin. AÇBID-BAOMS Joint Congress, Istanbul, Turkey, 5-8 November 2014.

- Ayalı A, Yılmaz HG, Uyanık LO, **Bilginaylar K**, Savtekin G. Evaluation of Different Fixation Methods in Mandibular Angle Fractures with Finite Element Method. 21th TDA International Dental Congress, Istanbul, 28-30 may 2015.
- Savtekin G, Uyanık LO, Ayali A, **Bilginaylar K**, Tuzum MS. Traumatic Bone Cyst: Case Report. 21th TDA International Dental Congress, Istanbul, 28-30 may 2015.
- **Bilginaylar K**, Uyanık LO. Evaluation of the Effects of Platelet Rich Fibrin and Piezosurgery on Surgical Outcomes After Removal of Impacted Mandibular Third Molars. BAOMS Annual Scientific Meeting, Brighton, England, 8-10 june 2016.

Current Research Interests

- PRF (platelet rich fibrin)
- Implant
- Impacted Third Molar Surgery
- Piezosurgery
- Laser

Supplementary Selected Publications

- **Bilginaylar K**, Uyanık LO. Evaluation of the Effects of Platelet Rich Fibrin and Piezosurgery on Surgical Outcomes After Removal of Impacted Mandibular Third Molars. Br J Oral Maxillofac Surg, doi: 10.1016/j.bjoms.2016.03.016.
- Uyanık LO, **Bilginaylar K**, Etikan İ. Effects of platelet-rich fibrin and piezosurgery on impacted mandibular third molar surgery outcomes. Head Face Med, 2015 Jul 26;11:25. doi: 10.1186/s13005-015-0081-x.
- **Bilginaylar K**, Orhan K, Uyanık LO. Mandibular incisive canal in relation to periapical surgery. Contemp Clin Dent, 2016;7:79-81. doi: 10.4103/0976-237X.177095.

Address

Department of Oral and Maxillofacial Surgery, Faculty of Dentistry, University of Kyrenia, Kyrenia, TRNC , Mersin-10, Turkey,

e-mail: kani.bilginaylar@kyrenia.edu.tr

Hayriye Tümer Sevem

Education

DDS (2009) Dentistry, Hacettepe University Faculty of Dentistry, Turkey

Academic Experience

Present Position: Dr. DDS., Department of Periodontology, Faculty of Dentistry, University of Kyrenia, TRNC

Membership in Scientific Societies

2010-Turkish Periodontology Society

Language Ability

Turkish, English

Selected Publications

Albaba, M., Yılmaz, H.G., Tümer, H. ve Çaygür, A. (November 2014). Er,Cr:YSGG laser-assisted surgical treatment of periodontal defect. [Poster]. International Istanbul Laser Congress, Istanbul.

Berberoğlu, A., Çaygür, A., Baba, M., Tümer, H. ve Yılmaz, G. (2014). Diştaşları temizliği, kök yüzeyi düzleştirilmesi ve polisajda güncel kavramlar: Derleme. Journal of Dental Faculty of Ataturk University, 24(3), 418-426.

Berberoğlu, A., Hınçal, E., Tümer, H., Orhan, K. ve Solak, H. (2014). Kuzey Kıbrıs Lapta bölgesindeki erişkinlerde ağız diş sağlığı profilinin belirlenmesi (Identifying oral and dental health status in Lapta region of Turkish Republic of Northern Cyprus). Journal of Marmara University Institute of Health Sciences, 4(2), 76-84.

Çaygür, A., Yılmaz, H.G., Albaba, M. ve Tümer, H. (November 2014). The Treatment of Gummy Smile with Er,Cr:YSGG Laser without Open Flap Surgery. [Poster]. International Istanbul Laser Congress, Istanbul.

Orhan, K., Berberoğlu, A., İçen, M. ve Tümer, H. (June 2012). Cone Beam CT evaluation of presence and course of the incisive canal in the mandibular interforaminal region in a group of Turkish patient. [Poster]. Europerio 7, Vienna, Austria.

Orhan, K., Tümer, H., Aksoy, S. ve Berberoğlu, A. (June 2012). Incidence of mandibular nutrient canals in periodontal diseases: A prospective case control study using cone beam CT. [Poster]. Europerio 7, Vienna, Austria.

Seker, B.K. ve Tümer, H. (2014). Sınırlı Kuzey Kıbrıs Türk Populasyonunda Sosyodemografik Yapı ve Sigara Kullanımının Ağız Kokusu Üzerine Etkisinin Değerlendirilmesi. Cumhuriyet Dental Journal, 17(1), doi:10.7126/cdj.58140.1008001998

Seker, B.K., Berberoğlu, A., Seker, E. ve Tümer, H. (2013). Effect of Periodontal Health, Oral-Hygiene and Socio-Demographic Structure on Halitosis. International Dental Journal, 63,258.

Tümer, H., Yılmaz, H.G., Çaygür, A. ve Albaba, M. (November 2014). The Treatment of Maxiller Excessive Gingival Display with Er,Cr:YSGG Laser and Full Ceramic Restoration. [Poster]. International Istanbul Laser Congress, Istanbul.

Yılmaz, H.G., Bayındır, H., Tümer, H. ve Uyanık, L.O. (2013). Klippel-Trenaunay Sendromu ile ilişkili Oral Piyojenik Granüloma. Türkiye klinikleri Journal of Dental Sciences, 19(2), 151-156.

Yılmaz, H.G., Tümer, H. ve Berberoğlu, A. (2011). Periodontitisli bireylere Uygulanan İmplantlarda Başarıyı Etkileyen Faktörler. Journal of Clinical Sciences, 5(1), 757-763.

Yılmaz, H.G., Tümer, H. ve Berberoğlu, A. (2013). Periodontitisli bireylere Uygulanan İmplantlarda Başarıyı Etkileyen Faktörler. Türk Dişhekimleri Dergisi, 137, 41-46.

Yılmaz, S.K., Yılmaz, H.G., Tümer, H. ve Saadettinoğlu, K. (2015). Clinical Evaluation of the ER,Cr:YSGG Laser Therapy in the Treatment of Denture-Related Traumatic Ulcerations: A Randomized Controlled Clinical Study. Photomedicine and Laser Surgery, 33(4), 224-229.

Current Research Interests

- Halitosis
- Periodontal bone resorption
- Laser

Address

Department of Periodontology, Faculty of Dentistry, University of Kyrenia, Kyrenia, TRNC , Mersin-10, Turkey, e-mail: hayriye.tumer@kyrenia.edu.tr

İffet YAZICI

Education

Degree	Field	University	Year
Bachelor of Science	Dentist	Gazi University	1990
Doctorate	Prosthetic Dentistry	Gazi University	1997

Prior Administrative Positions

Ankara Emergency Aid and Traumatology Hospital

Oral Health Care Hospital, Head of Department of Prosthetic 1998-2004

Membership in Scientific Societies

ITI Dental Implant System, Turkey Representative 1991-1995

Publications

İffet Yazıcı Muhtaroğulları, Arife Doğan, Muhamet Muhtaroğulları, Thermal and dynamic mechanical properties of microwave and heat-cured poly (methyl methacrylate) used as dental base material. Journal of Applied Polymer Science, Vol (74), 2971-2978 (1999)

Awards

Scientific and Technological Research Council of Turkey (TÜBİTAK) Encouragement Prize (2000)

İffet Yazıcı Muhtaroğulları, Arife Doğan, Muhamet Muhtaroğulları, Thermal and dynamic mechanical properties of microwave and heat-cured poly (methyl methacrylate) used as dental base material. Journal of Applied Polymer Science, Vol (74), 2971-2978 (1999)

Attended Scientific Congresses and Meetings

1. Periodontal Kemik Deformitelerinin Biyomateryallerle Rekonstrüksiyonu, Hamit Bostancı, Nejat Arpak, Ateş Parlar, Türk Diş Hekimliği Birliği, Ankara Diş Hekimleri Odası ve TTM İşbirliği, Ankara, 3 Mart 1991.
2. Periodontal Kemik Deformitelerinin Biyomateryallerle Rekonstrüksiyonu, Hamit Bostancı, Nejat Arpak, Ateş Parlar, Türk Diş Hekimliği Birliği, Ankara Diş Hekimleri Odası ve TTM İşbirliği, Ankara, 10 Mart 1991.
3. "Periodontal Kemik Deformitelerinin Biyomateryallerle Rekonstrüksiyonu." Türk Diş Hekimleri Birliği, İzmir Diş Hekimleri Odası Konferans programı 16 Mart 1991, İzmir. (Konferans)

4. Periodontal Kemik Deformitelerinin Biyomateryallerle Rekonstrüksiyonu, Hamit Bostancı, Nejat Arpak, Ateş Parlar, Türk Diş Hekimliği Birliği, İzmir Diş Hekimleri Odası, 17 Mart 1991.
5. Yönlendirilmiş Doku Rejenerasyonu, A Workshop on Guided Tissue Regeneration and the use of Gore-Tex Periodontal and Augmentation Materials was presented, Ates Parlar, Nejat Arpak, Ms.Ulrike Neckermann., Ankara, 31 Mart 1991.
6. "Periodontist Gözüyle Oral İmplantoloji ve Bonelit Sistemi " Prostodonti ve İmplantoloji Derneği 8. Uluslararası Kongresi 11- 13 Ekim 1991, Ankara. (Konferans)
7. "Periodontist Gözüyle Oral İmplantoloji ve Bonelit Sistemi" Türk Oral İmplantoloji Derneği 1. Bilimsel Kongresi 31 Ekim -3 Kasım 1991, İstanbul. (Konferans)
8. 16th Clinical ITI Basic Course, Oral Implantology, 5- 6 Aralık 1991, Basle. (Konferans)
9. Introductory Conference to ITI and Bonelit Dental Implant System, Caesar Anderegg, Ates Parlar, TTM + Institut Straumann, Ankara, March 1992.
10. Basic Course on ITI Bonelit Implants, Ates Parlar, Ferda Tasar, Saime Sahin, Levent Taner, Nejat Arpak, Mehmet Yalım, Yasar Aykaç, TTM + Institut Straumann işbirliği, Ankara, 23- 24 Mayıs, 1992.
11. "Guided Bone Regeneration in Implant Dentistry" 28 Ağustos 1992, Basle. (Konferans)
12. 17 th Advanced ITI Course Oral Implantology, 4- 5 Eylül 1992
13. Dental İmplantoloji ve ITI Bonelit Sistemi Kursu, Selda Ertürk, Taner Oksan, Ates Parlar, Orhun Bengisu, TTM + Institut Straumann işbirliği, İzmir, 3- 4 Ekim 1992.
14. EDAD 12.Uluslararası Diş Hekimliği Kongresi (10-12 Ekim 2008/İstanbul)
15. İmplantolojinin Dünü, Bugünü, Yarını "Dr. Gerald Niznick" (12 Mayıs 2009/ Ankara)
16. Dentsplay İmplant Türkiye Eğitim Toplantısı (15-17 Temmuz 2013/İstanbul)
17. FDI 101. Dünya Diş Hekimliği Kongresi (28-31 Ağustos 2013/ İstanbul)

Experiences

On behalf of TTM Company, Dr. Yazıcı have had education of ITI Implant systems in Switzerland in 1991.

Consequently her education on ITI systems , Dr. Yazıcı have had brought the system to Turkey as a pioneer, and gave high level educations on certificate programs.

She also presented Biocoral Bone grafts for the same Company.

Dr. Yazıcı elected and honoured as a familiar DENTİST FOR 9 TH President of Turkish Republic.

Yarı zamanlı özel diş kliniği çalıştırmıştır. (2002-2010) Part time, Private practice office .

Coordinator of VIP patients to well known Government Dental Hospital “Atatürk Eğitim ve Araştırma Hastanesi” in Capital Ankara.

Address

Department of Prosthetic Dentistry, Faculty of Dentistry, University of Kyrenia, Kyrenia, TRNC ,
Mersin-10, Turkey, e-mail: iffet.yazici@kyrenia.edu.tr

ZEYNEP YENEN

Education

Dentist – Hacettepe University, Faculty of Dentistry 1987

Doctorate

Department of Operative and Restorative Dentistry 2008, Hacettepe University School of Health Sciences

Republic of Turkey Ministry of Health, Dental Treatment Expert, 2011

Language Ability

Turkish, English, French

Attended Scientific Congresses and Seminars

1. Universite Claude Bernard-Lyon I, U.F.R D’Odontologie “Etude Comparative de L’exercice de l’Odontologie en Turquie et en France” (Comparative study of the Odontology exercise in Turkey and France) . Membership of jury of doctorate thesis. 16 December 2004 Lyon / France.

2. Yenen Z “Conservative Approach by Er,Cr:YSGG Laser on Two Hundred Dental Patients”. Conference at “Third Bulgarian Symposium Laser in Dentistry” 4-7 October 2007 Varna, Bulgaria (Speaker).

3. Yenen Z “ Patients Opinion for Lazer Technics” III. Biolase User Symposium, (Speaker) 24/25 November 2006 İstanbul, Turkey.

4. 2001 April-May: Dr. DUONG M.D. ve Prof Dr. BONIN Philippe’s clinics applied laser training. (Lyon / France).

2001 June-September: Université Claude Bernard Lyon-I, Faculté D’Odontologie, Conservatrice Odontologie Service Lyon / France, Clinical Applications of Laser.

2001 September-November: Université Lille, Faculté D’Odontologie, Service D’Odontologie Conservatrice. Clinical Lazer Applications, Lille / France.

2001 May, Nd YAP Lazer, Technical Training, Clinical Usage Course and Certificate. Lokki Laser Training Center. Vienne Lyon / France.

2001 November: Hydro Kinetic System Laser (Er,Cr:YSGG-Waterlase laser) Usage Certificate Training, Paris / France.

2002 May: Waterlase Hard and Soft Tissue Laser and Laser Smile Soft Tissue and Whitening Laser, İstanbul,Turkey.

2003 October: Sardinia, İtalya, Safety of Laser User Training and Certificate.

2004 February: Waterlase Hydrokinetic Laser System and “Laser of Soft and Hard Tissue” Seminar. Yeditepe University, İstanbul, Turkey.

2005 May: DELight Er:YAG andamp; DioDent Laser DENT-LEM training course İstanbul, Turkey.

2006 January: Oralial Dental Laser Usage and Training Meeting, Ankara, Turkey.

2007 June: II. Biolase User Symposium. Istanbul, Turkey.

2008 October: University of Barcelona, “Clinical Usage Training of Laser” Prof Arnabat J. ve Prof Espana A. Barcelona / Spain.

Membership in Scientific Societies:

1. Academy of Laser Dentistry (ALD).
2. World Federation for Laser Dentistry (WFLD) (Former International Society for Lasers in Dentistry).
3. Turkish Dental Association
2. Chamber of Dentistry, Ankara

Publications:

1. Yenen, Z., Görücü, J., Gürsoy. T. (2002). The Effect of Hydrokinetic Laser Versus Traditional Methods During Cavity Preparation and Etching on the Time Spent. Hacettepe University, Journal of Faculty of Dentistry., 26, (34), 74-78.
2. Yenen (Oto), Z., Görücü, J. (2002) Disabled People and Oral Health Care. Ufkun Ötesi Science Journal, 2,(2), 25-32.
3. Gökalp, S., Özgünaltay, G., Yenen, Z. (2003). A New Concept for Classification of Dental Caries. Journal of Chamber of Dentistry Ankara. June, 53-56.
4. Yenen, Z., Görücü, J. (2003). Laser Applications in Dentistry. Journal of Chamber of Dentistry, Ankara, December, 34-37.

5. Yenen, Z., Görücü, J., Gürsoy, T. (2003). The Effect of Hydrokinetic Laser Versus Traditional Methods During Class II. Slot Cavity Preparation and Etching on the Time Spent. Journal of Dentistry, 53,311-314.

Yenen, Z., Görücü, J., Gürsoy, T. (2004). Er,Cr:YSGG The Effect of Er:YAG laser Usage on the Dental Materials. Turkish Dental Journal, 56,104-109.

Yenen, Z., Görücü, J. (2004). Lazers Pahalı Oyuncaklar mı Yoksa Gerekli Aletler mi? Dişhekimliği Dergisi, 1,24-27.

Yenen Z., Lazerler Sihirli Aletler mi? (2004). Dişhekimliği Dergisi, 1,14. (röportaj)

Yenen, Z., Görücü, J. (2004). Muayenehane Pratiğinde Engelli Hastalara Yaklaşım. Dişhekimliği Dergisi, 57, 40-43.

Yenen, Z., Görücü, J. (2005). Dental Lazer Seçiminde Önemli Kriterler. Dişhekimliği Dergisi, 63,49-52.

Yenen, Z. Görücü, J. (2005). Dental Kliniklerde Lazer Kullanımı Sırasında Karşılaşılabilecek Risk Faktörleri. Türk Dişhekimliği Dergisi, Ekim 62,240-242.

Yenen, Z., Görücü, J., Farge, P., Bonin, P., Baykara, M., Kökden, M., Ertekin, T. (2005). Lazerlerin Diş Sert Dokuları Üzerindeki Görünür Etkileri Akademik Dental, 27,14-19.

Yenen Z., Görücü J. (2006). Lazerler ne kadar güvenli? Türk Dişhek Birliği Derg. 95, 96-100.

Yenen, Z., Görücü, J., Gürgan, S., Attar, N. (2006). Dentin aşırı duyarlılık tedavisinde kullanılan Er,Cr;YSGG Lazerin farklı parametrelerle uygulanmasının mine ve sementte oluşturduğu makroskobik etkiler. Dişhekimliği Dergisi 72, 64-68

Yenen, Z., Görücü, J., Gürgan, S. (2007). Erbiyum Lazerlerin restoratif dişhekimliğinde Kullanımı. Dişhekimliği Dergisi, 76, 52-56.

Toz Akalın T. Kiremitçi A. Gökalp S. Yenen Z. (2016) Bir oksalat hassasiyet gidericinin uzun dönem bağlanma dayanımı üzerine etkisi. Selçuk Dental Journal 3; 15 – 19.

Yenen Z., Görücü J., Gürsoy T. Comparing the Process of Cavity Preparation and Preparing for Restoration by Traditional Burs Versus by Hidrokinetik Laser in Terms of the Length of Time Spent by. Bass 2002. 7. Congres of the Balkan Stomatological Society. Kuşadası. 28-30 Mart 2002. Poster Sunumu

Yenen, Z., Görücü, J., Gürsoy, T. The Effect of Two Different Composit Restorations.TDB Uluslar arası Dişhekimliği Kongresi.18-22 Haziran 2002 İzmir. Sözel Sunum.

Yenen Z., Görücü J., Gürsoy T. II. Sınıf Slot Kavite Preparasyonu ve Pürüzlendirme Sırasında Hidrokinetik Lazer ve Geleneksel yöntemlerin Kullanılmasının Harcanan Süreye Etkisi. T.D.B. 10. Uluslararası Dişhekimliği Kongresi. 17-21 Haziran 2003. Antalya. Sözel Sunum.

Yenen Z., Görücü J. Er,Cr:YSGG Lazerin Dental Materyaller Üzerine Uygulanması. Selçuk Üniversitesi Dişhekimliği Fakültesi 2. Uluslar arası Kongresi. 25-28 Eylül 2003. Sözel Sunum

Yenen Z., Farge P., Bonin P., Görücü J. Effect Of Three Different Lasers on Various Target Materials. Biomed. 2004. XI. International Biomedical Science and technology Days. H.Ü. Ankara. Sept 6-10, 2004 Poster sunumu.

Yenen Z, Görücü J, Baykara M, Oto E. A comparative process evaluation: 'Cavity Preparation and Preparing for Restoration' by Er.YAG LASER vs.by HIDROKINETIC LASER. 3rd Congress of the European Society for Oral Laser Applications. ESOLA. 19-21 May 2005. Barcelona, Spain. Poster sunumu.

Yenen Z., Görücü J. Caries Removal by Er:YAG (KAVO-KEY) Laser: Two Cases Report andquot;. International Conference on Lasers in Medicine 1st Edition „Actualities and Perspectives in Laser Therapy in Dentistry”. Timisoara – Romania, 29 Eylül 1 Ekim 2005. Poster sunumu.

Görücü J Yenen Z. The Morphological Changes in Dentin Irradiated with Er,Cr:YSGG Laser andquot;. International Conference on Lasers in Medicine 1st Edition „Actualities and Perspectives in Laser Therapy in Dentistry”. Timisoara – Romania, 29 Eylül 1 Ekim 2005. Poster sunumu.

Yenen Z., Görücü J. andquot; Assessing Microleakage of Different Class V Restorations After Er,Cr:YSGG laser and Bur Preparation”. International Conference on Lasers in Medicine 1st Edition „Actualities and Perspectives in Laser Therapy in Dentistry”. Timisoara – Romania, 29 Eylül 1 Ekim 2005. Poster sunumu.

Kiremitçi A, Yenen Z “Microleakage of a resin sealant after Er, Cr: YSGG laser irradiation and air-abrasion of pits and fissures” 10. International Congress of The International Society for Lasers in Dentistry Berlin Almanya 18-20 Mayıs 2006. Sözel sunum

Yenen Z, Görücü J, Gürkan S “SEM Evaluation of class II Cavities Prepared and Etched With Er,Cr:YSGG Laser” 10. International Congress of The International Society for Lasers in Dentistry Berlin Almanya 18-20 Mayıs 2006. Sözel sunum

Gürkan S; Görücü J, Yenen Z, Fırat E “Effect of Er, Cr: YSGG Laser on Bleached Human Enamel” X. International Congress of The International Society for Lasers in Dentistry Berlin Almanya 18-20 Mayıs 2006. Sözel sunum.

Görücü J, Gürkan S, Attar N, Yenen Z “The Occluding Effect of Er, Cr: YSGG Laser and Diode Laser Irradiation on Human Dental Tubules” 10. International Congress of The International Society for Lasers in Dentistry Berlin Almanya 18-20 Mayıs 2006. Poster Sunumu.

Yenen, Z., Görücü, J., Gürkan, S. “Comparison of conventional and Er,Cr:YSGG laser preparation of CI I, CI II, and CI V cavities” ESOLA / HELSOLA - 1st Mediterranean Laser Congress 21-23 Ekim 2006 Rodos, Yunanistan. Sözel sunum.

Yenen, Z., Görücü, J., Gürgan, S. Effect of Er,Cr:YSGG Laser on Hypersensitive Dentin (A Preliminary Report) 1st Meeting of the European Division of the WFLD/ISLD. 27-28 Nisan 2007. Nice, Fransa. Poster sunumu.

1Tasar, F., Gurgan, S., Görücü, J., Yenen, Z., Bayramov, I., Alpaslan, T., Cetin. H. Turkish Dentists Trends on Lasers in Dentistry. 1st Meeting of the European Division of the WFLD/ISLD. 27-28 Nisan 2007. Nice, Fransa. Poster sunumu.

1Görücü, J., Gurgan, S., Attar, N., Yenen, Z., Yazıcı, E. Clinical Evaluation Of Different Etching Systems For The Restoration of Non - Carious Cervical Lesions. 1st Meeting of the European Division of the WFLD/ISLD. 27-28 Nisan 2007. Nice, Fransa. Sözel sunum.

Yenen, Z., Yazıcı, E., Yalçın Çakır, F., Görücü, J., Gürgan, S. Patients' perception and acceptance of laser applications in conservative dentistry. 4th Congress of the European Society for Oral Laser Applications - ESOLA Bruges, Belgium, May 16 – 19, 2007. Sözel sunum.

Yenen, Z., Yalçın Çakır, F., Görücü, J., Gürgan, S. Microleakage Of Class I Resin Composite Restorations After Various Erbium Laser Preparations. Bruge. 4th Congress of the European Society for Oral

Laser Applications - ESOLAandquot; (Bruges, Belgium, May 16 – 19, 2007).Poster sunumu.

Yenen Z. Yazıcı E. Yalçın Çakır F., Görücü, J., Gürgan, S. Hastaların Konservatif Dişhekimliğinde Lazer Uygulamalarına Yaklaşımı. 1. Türk Dişhekimliğinde Lazer Derneği Kongresi. 15-19 Ekim 2007 .Antalya. Sözel sunum.

Görücü, J., Gurgan, S., Attar, N., Yenen, Z., Yazıcı, E. Çürüksüz Servikal Lezyonların Restorasyonunda Farklı Pürüzlendirme Sistemlerinin Klinik Değerlendirilmesi. 1. Türk Dişhekimliğinde Lazer Derneği Kongresi.15-19 Ekim 2007 Antalya.

Yenen, Z., Yalçın Çakır, F., Görücü, J., Gürgan, S. "Farklı Erbiyum Lazerlerle Hazırlanan Modifiye I. Sınıf Kompozit Restorasyonların Mikrosızıntısı" 1. Türk Dişhekimliğinde Lazer Derneği Kongresi. 15-19 Ekim 2007 Antalya. Poster sunumu.

Address

Faculty of Dentistry, University of Kyrenia, Kyrenia, TRNC , Mersin-10, Turkey,

e-mail: zeynep.yenen@kyrenia.edu.tr

Muharrem GÜVERCİN

Education

Degree	Field	University	Year
Master	Doctor of Denstistry	MARMARA UNIVERSITY Faculty of Dentistry	1992-1997
Doctorate	Department of Oral and Maxillofacial Surgery	MARMARA UNIVERSITY School of Healty Sciences	1998-2004
Asst. Prof.	Department of Oral and Maxillofacial Surgery	YENİ YÜZYIL UNIVERSITY Faculty of Dentistry	2011-

Academic Position

Asst. Prof., University of Kyrenia; Faculty of Dentistry, Department of Oral and Maxillofacial Surgery

8. Publications

Sener B.C., Güvercin M., Gürsoy B., Göker K.: Phenprobamate in treatment of internal temporomandibular joint derangements.

J. Oral and Maxillofacial Surgery, volume 32, page 92, 2003 (supplement 1) (A1-b), (Science Citation index)

A. Dumlu, S. Yalçinkaya, V. Olgaç, M. Güvercin: Osteomyelitis due to arsenic trioxide use for tooth devitalization. Case report.

İnternational Endodontics Journal 40(4): 317-322, April 2007 (A1-b), (Science Citation Index Expanded)

G. Dergin, G. Gurler, M. Guvercin, B. Gürsoy: Vertical alveolar bone distraction with polytetrafloroethylene membrane for Implant application: A Technical Note.

Journal of Oral and Maxillofacial Surgery, Volume 65, Issue 5, Pages 1050-1054, May 2007 (A1-a), (Science Citation index)

Guvercin M., Gurler G., Goktay O., Kadir T., Gursoy B.: Cervicofacial actinomycosis: a case report. Oral Health and Dental Management in the Black Sea Countries Journal, vol: IV, no: 2 (12), 57-60, 2005 (A3-b)

T. Tunali Akbay, M. Guvercin, O. Gönül, A. Yarat, S. Akyüz, R. Pisiriciler, K.Göker. Salivary thromboplastic activity may indicate wound healing in tooth extraction.

Balkan Journal of Stomatology, 14:141-144, 2010

Guvercin M., Dergin G., Şener B.C., Gürsoy B., Göker K. Acute suppurative osteomyelitis due to a tooth extraction in acute phase of dental infection.

7 th Congress of the Balkan Stomatological Society - BASS 2002. March 28-30, 2002, Kuşadası-Türkiye. (B4)

Şener B.C., Guvercin M., Dergin G., Gürsoy B., Salih İ., Göker K. Bilateral impactions of mandibular second and third molars and reconstruction of bony defects: Report of a case.

7 th Congress of the Balkan Stomatological Society - BASS 2002. March 28-30, 2002, Kuşadası-Türkiye. (B4)

Muharem Güvercin, Neslihan Türker, Altan Varol, Selçuk Basa. Ortognatik cerrahide anterior segmental osteotomi alternatifleri.

10th International Congress of The Turkish Association of Oral and Maxillofacial Surgeons 5-9 Haziran 2002, Belek-Antalya, Türkiye. (B2)

Şener B.C., M. Güvercin, İ. Salih, M. Çıtır. Free mucosal graft use to widen attached keratinized mucosa around implant.

Mediterranean Dental Implant Congress. 19-23 June 2002, Corfu-Greece. (B4)

Sener, BC., Guvercin, M.,Gursoy, B., Goker, K. Phenprobamate in treatment of internal temporomandibular joint derangements.

16th International Conference on Oral and Maxillofacial Surgery 14-20 May 2003 Athens, Greece. (B4)

Dt. Muharrem Güvercin, Dt. Onur Gönül, Prof. Dr. Kamil Göker. Eski Bir Hastalık. NİKO (Nevralji İndükleyici Kavitasyonel Osteonekrozis).

An old disease: Nico (Neuralgia inducing cavitational osteonecrosis)

11th International Congress of The Turkish Association of Oral and Maxillofacial Surgeons 04-08 June 2003, Kemer-Antalya- Türkiye. (B4)

Gühan Dergin, Muharrem Güvercin, İmad M. Salih, Bahar Gürsoy. İmplant cerrahisinde yumuşak doku düzenlemesi (Soft tissue management in implant surgery).

11th International Congress of The Turkish Association of Oral and Maxillofacial Surgeons 04-08 June 2003, Kemer-Antalya- Türkiye. (B4)

Muharrem Güvercin, Altan Varol, Kamil Göker. Mandibulada rekürren intraosseöz nörinoma (intraosseous neurilemmoma of the mandible)

11th International Congress of The Turkish Association of Oral and Maxillofacial Surgeons 04-08 June 2003, Kemer-Antalya- Türkiye. (B4)

Gühan Dergin, Muharrem Güvercin, Bahar Gürsoy. İmplant cerrahisinde split krest ve serbest palatinal greft prosedürü (Split crest and free palatinal graft procedure in implant surgery)

11th International Congress of The Turkish Association of Oral and Maxillofacial Surgeons 04-08 June 2003, Kemer-Antalya- Türkiye. (B4)

G. Dergin, M. Güvercin, B. Gürsoy, İ. Salih. Two year follow-up of alveolar split crest osteotomy procedure for reconstruction of a narrow edentulous mandible with demineralized bone and palatal free keratinized soft tissue grafts: case report.

5th International Danubius Conference On Oral And Maxillofacial Surgery jointly with the 8th Congress of The Hungarian Association of Oral and Maxillofacial Surgeons. 29th April to 1st May 2004- Budapest. (B4)

O. Gönül, M. Güvercin, S. Yılmaz, B. Gürsoy. Reconstruction of large maxillary cyst with demineralized bone graft and membranes: a case report.

5th International Danubius Conference On Oral And Maxillofacial Surgery jointly with the 8th Congress of The Hungarian Association of Oral and Maxillofacial Surgeons. 29th April to 1st May 2004- Budapest. (B4)

S. Yılmaz, M. Güvercin, G. Dergin, İ. Salih. Reconstruction of a localized maxillary anterior bone defect using autogenous bone graft harvested from mandibular symphysis region: a case report.

5th International Danubius Conference On Oral And Maxillofacial Surgery jointly with the 8th Congress of The Hungarian Association of Oral and Maxillofacial Surgeons. 29th April to 1st May 2004- Budapest. (B4)

M. Güvercin, S. Özbaş-Turan, K. Göker, J. Akbuğa. Evaluation of chitosan membranes for periodontal cells attachment.

4th Ann. Meeting European Tissue Engineering Society, 31 August – 3 September 2005, Munich-Germany. (B4)

Dt. Muharrem Güvercin, Yrd.Doç.Dr. İmad M. Salih, Doç. Dr. B. Cem Şener: İmplant çevresi yapışık keratinize dişeti miktarını artırmada serbest mukozal greftin kullanılması.

Akademik Dental Dişhekimliği Dergisi cilt: 4, sayı: 3, sayfa: 14-18, 2002. (A4-b)

Güvercin, M., Dergin, G., Şener, BC., Gürsoy, B., Göker, K: Diş çekimine bağlı gelişen akut odontojen osteomyelitis.

Akademik Dental Dişhekimliği Dergisi cilt: 4, sayı: 3, sayfa: 24-28, 2002. (A4-b)

Dt. Muharrem Güvercin, Dt. Onur Gönül, Prof. Dr. Kamil Göker: Eski Bir Hastalık: NİKO (Neuralgia- Inducing Cavitational Osteonekrosis).

Akademik Dental Dişhekimliği Dergisi cilt: 6, sayı: 1, sayfa: 37-40, Şubat 2004 (A4-b)

Dt. Muharrem Güvercin, Dt. Onur Gönül, Yrd. Doç. Dr. İmad Salih, Prof. Dr. Kamil Göker: Denizden Gelen Sağlık: Kitozan.

Akademik Dental Dişhekimliği Dergisi cilt: 6, sayı: 3, sayfa: 1-5, Eylül 2004 (A4-b)

Onur Gönül, Muharrem Güvercin, Gökhan Gürler, Tülin Satılmış, Kamil Göker.

Maksillada Bilateral Gömülü Süt İkinci Azı ve Daimi İkinci Küçük Azı Dişleri: Olgu Bildirisi

Marmara Üniversitesi Sağlık Bilimleri Enstitüsü Dergisi Cilt: 1, Sayı: 1, sayfa: 52-56, 2011 (A4-b)

T. Tunalı, M. Güvercin, O.Gönül, A.Yarat, S. Akyüz, R. Pişiriciler, K. Göker. Süt Dişi Çekiminin Tükürük Tromboplastik Aktivitesi Üzerine Etkisi

17. Ulusal Kimya Kongresi, Eylül 2003 İstanbul- Türkiye. (B8)

T. Tunalı, M. Güvercin, O.Gönül, A.Yarat, S. Akyüz, R. Pişiriciler, K. Göker. Süt Dişi Çekiminin Tükürük Tromboplastik Aktivitesi Üzerine Etkisi

4. Ulusal Tromboz, Hemostaz ve Anjiyoloji Kongresi. Eylül 2003 Edirne- Türkiye. (B8)

Dt. Muharrem Güvercin, Dt. Onur Gönül, Yrd. Doç. Dr. İmad Salih, Prof. Dr. Kamil Göker.

Geçmişten Günümüze Denizden Gelen Sağlık: Kitozan

Birinci Türk Dişhekimliği Tarihi ve Etiği Kongresi. 20-22 Kasım 2003, İstanbul- Türkiye. (B8)

Dt. Muharrem Güvercin, Dt. Onur Gönül, Dt. Gühan Dergin, Prof. Dr. Kamil Göker. Oral Cerrahide Biyomateryal Uygulamaları.

Oral Cerrahi Derneğinin VI., Protez Akademisi ve Gnatoloji Derneğinin VII. Ulusal Bilimsel Kongresi (Uluslararası katılımlı) 23-28 Mayıs 2004, Antalya- Türkiye. (B6)

Dt. Muharrem GÜVERCİN, Dt. Janberd DİNÇER, Prof.Dr. Kamil GÖKER. Deneysel kemik defektlerinin iyileşmesinde kitosan ve kitosan-klindamisin jellerin etkilerinin histopatolojik olarak incelenmesi.

Oral Cerrahi Derneğinin VI., Protez Akademisi ve Gnatoloji Derneğinin VII. Ulusal Bilimsel Kongresi (Uluslararası katılımlı) 23-28 Mayıs 2004, Antalya- Türkiye. (B6)

Dt. Muharrem Güvercin, Dt. Gühan Dergin, Dt. Gökhan Gürler, Yrd. Doç. Dr. İmad Muhammed Salih, Doç. Dr. Bahar Gürsoy. İyatrojenik hatalar sonucu meydana gelen osteomyelit. 3 vaka raporu.

Oral Cerrahi Derneğinin VI., Protez Akademisi ve Gnatoloji Derneğinin VII. Ulusal Bilimsel Kongresi (Uluslararası katılımlı) 23-28 Mayıs 2004, Antalya- Türkiye. (B6)

Dt. Onur Gönül, Dr. Muharrem Güvercin, Dt. Gökhan Gürler, Dt. Özgen Göktay, Prof. Dr. Kamil Göker. Maksillada Bilateral Gömülü Süt İkinci Azı ve Daimi İkinci Küçük Azı Dişleri: Olgu Sunumu.

Türkiye Oral Cerrahi Derneği VII., Protez Akademisi ve Gnatoloji Derneği VIII. Ortak kongresi, 29 Mayıs- 2 Haziran 2006 Bodrum, Türkiye. (B8)

An Old Disease: NİKO (Neuralgia – Inducing Cavitational Osteonecrosis) Dentalife Journal yıl:2008 vol: October of 26th pages: 30-32

Travmaya Sonucu Oluşan Diş Kaybına Bağlı Maksiler Anterior Kemik Defektinin Otojen Kemik Greftiyle Rekonstrüksiyonu ve İmplant Uygulanımı (Vaka Raporu).

Dentalife dergisi yıl: 7 sayı: 30, Eylül 2009 sayfa 24-27

References

- 1- A. Dumlu, S. Yalçınkaya, V. Olgaç, M. Güvercin. Osteomyelitis due to arsenic trioxide use for tooth devitalization. Case report.

International Endodontics Journal 40(4): 317-322, April 2007

Cited Study - Yavuz M.S., Kaya G.S., Yalçın E. Mandibular bone necrosis caused by use of arsenic paste during endodontic treatment: two case reports

International Endodontics Journal 41 (7): 633-637, Jul 2008

Topic of Doctorate Thesis

Kitozanın yumuşak doku iyileşmesindeki etkisinin deneysel olarak incelenmesi ve hücre kültürü ile değerlendirilmesi (M.Ü. Sağlık Bilimleri Enstitüsü 2004- İstanbul)

Cited Study2 - Prof.Dr. Jülide AKBUĞA, "Biyomateryaller ve Kitozan" Sözlü sunum, Biyomateryaller Sempozyumu, Cerrahpaşa Tıp Fakültesi, 18 Nisan 2008, İstanbul, Türkiye. (Bu sunumda tez çalışmamın bir bölümünden ve sonuçlarından faydalanılmıştır.)

Administrative Positions

Marmara University Faculty of Dentistry Alumni Association Founder Member and Member of Board of Directors 2003-2004.

Membership in Professional Societies

- 1- Turkish Oral and Maxillofacial Surgery Association
- 2- Oral and Maxillofacial Surgery Association

Address

Department of Oral and Maxillofacial Surgery, Faculty of Dentistry, University of Kyrenia, Kyrenia, TRNC , Mersin-10, Turkey, e-mail: muharrem.guvercin@kyrenia.edu.tr

Yaşar Sanem TURAN GÜVERCİN

Education

Degree	Field	University	Years
Bachelor of Science	Doctor of Dentistry	MARMARA UNIVERSITY Faculty of Dentistry	1995-2000
Master	Doctor of Dentistry	MARMARA UNIVERSITY Faculty of Dentistry	1995-2000
Doctorate	Department of Orthodontics	MARMARA UNIVERSITY School of Healty Sciences	2001-2007

Topic of Doctorate Thesis

Postretansiyon dönemi alt keser bölgesinde gözlenen nüksü etkileyen faktörler

Attended Symposium and Congresses

- 4th International Congress Of Esthetic Dentistry, 22-24 September 2000, İstanbul
- 9th International Symposium On Dentofacial Development And Function 12-16 October 2002, İstanbul
- Esthetics And Finishing In Orthodontic Treatment Dr. B.U. ZACCHRISON 13 October 2002, İstanbul
- The Clinical Management Of Temporomandibular Disorders Jeffrey P.OKESON, D.M.D. 17 October 2002, İstanbul
- Rapid Orthodontics Following Alveolar Corticotomy Donald J. FERGUSON, DMD, MSD, 24 February 2003
- Application Of Smart Wires In Biomechanics And Edge Wise Orthodontics Prof.Ravindra NANDA, 20-21 May 2004, İstanbul
- Myofunctional Influences On Facial Growth And The Mixed Dentition Dr. John HUTTER
- 6th International Congress of Orthodontics September, 2005 Paris

- 9. Symposium of International Turkish Ortodontics Associaton, 17-21 September 2005, Adana
- Zero Base Bioprogressive Philosphy Dr. Daniel ROLLET, DDS-CECSMO 30-31 March 2006, İstanbul
- Introduction To The Roth Philosophy Dr.Domingo MARTIN, Dr. Renato COCCONI, 24-25 April 2006, İstanbul
- Orthodontic Finishing: What Every Clinician Should Know Course, Prof. Dr. Vincent KOKICH 24 September 2006, İstanbul
- Treatment Timing: When To Start? Prof.Dr. James A.Mcnamara, 28 September 2006
- 10. International Turkish Orthodontics Association Congress , 24-28 September 2006, İstanbul
- Advanced Course Of Alexander Discipline: Orthopedic Class II Skeletal Correction And Stability and Practice Mamagement R.G.ALEXANDER, DDS, MSD, 2-3 Kasım 2006, İstanbul
- 10. Turkish Orthodontics Association Symposium, 12-13 November 2007, Ankara

Address

Department of Oral and Maxillofacial Surgery, Faculty of Dentistry, University of Kyrenia, Kyrenia, TRNC , Mersin-10, Turkey, e-mail: sanem.turan@kyrenia.edu.tr

Sıla KORUN

Education

2006-2011	DDS	YEDİTEPE UNIVERSITY / TURKEY	FACULTY OF DENTISTRY
-----------	-----	---------------------------------	----------------------

Academic Experience

Present Position: PhD Student / Research Assistant

Department of Pediatric Dentistry, Faculty of Dentistry, University of Kyrenia/ North Cyprus

Membership in Professional Societies

2014 – Turkish Pedodontics Society

2011- Kıbrıs Türk Tabipler Birliği

Language Ability

Turkish

English

Selected Publications

Conference Publications

- Korun, S., Ozkan, L., Islam, A., Oge, O. ve Sakar, T. (2014). Oral Health Survey of 5 and 12 years old School Children in Northern Cyprus. 12th Congress of The European Academy of Paediatric Dentistry, Sopot , Poland.
- Özkem, A.Ö, Özkan, L., Korun, S., Islam,A., Tunç, H. ve Çetiner, S. (2015). Prevalence of dental developmental anomalies: a radiographic study. 25th Congress of the International Association of Paediatric Dentistry, Glasgow, UK.
- Islam, A., Korun, S. ve Çetiner, S.(2015). Pulpa Nekrozu Gelişmiş ve Olgunlaşmamış Daimi Dişin Revaskularizasyonu. 22. Türk Pedodonti Derneği Kongresi, Girne, KKTC.

- Islam, A., Korun, S., Tunç, H. and Çetiner, S. (2015) Bleaching of Traumatized, Discolored Anterior Tooth Using Walking Bleach Technique. 25th Congress of the International Association of Paediatric Dentistry, Glasgow, UK.
- KORUN S., ISLAM A., SAVTEKİN G. , ÖGE Ö. and ÇETİNER S.(2015).Delayed Permanent Tooth Eruption due to the Previous Trauma and Treatment Procedure. 25th Congress of the International Association of Paediatric Dentistry, Glasgow, UK.
- Korun, S., Islam, A., Güldüren, K. ve Çetiner S. (2015). Meziyodens kaynaklı diş sürmesinde gecikme ve tedavi yaklaşımı. 22. Türk Pedodonti Derneği Kongresi. Girne, KKTC
- Özkan, L., Korun, S., Islam, A., Öge, Ö. Ve Tunç, H. (2015). Kıbrıslı Türk Hastalarda Hipodonti Görülme Sıklığı ve Paterni. 22. Türk Pedodonti Derneği Kongresi. Girne, KKTC .

Current Research Interests

Early childhood caries

Preventive Dentistry

Dental Public Health

Revascularization

Adress

Department of Pediatric Dentistry, Faculty of Dentistry, University of Kyrenia. Kyrenia TRNC,

Mersin 10 TURKEY **e- mail:**sila.korun@kyrenia.edu.tr

Tolga ŞAKAR

Education

DDS (2012) Dentistry, University of Kyrenia Faculty of Dentistry, TRNC

Academic Experience

Present Position: PhD. Student, Department of Orthodontics, Faculty of Dentistry, University of Kyrenia, TRNC

Membership of Professional Societies

2015-Turkish Orthodontic Society

2015-World Federation of Orthodontists

2015-American Association of Orthodontists

2016-Italian Society of Orthodontics

Language Ability

English and Turkish

Selected Publications

- Sakar, T., Kacamak, I., Beleva, N. (March 2016). Evaluation of the reliability of orthodontic digital modelling using Planmeca ProMax 3D CBCT and Lythos Digital Scanner: A pilot study. [Poster]. Sido International Spring Meeting, Rome.

Address

Department of Orthodontics, Faculty of Dentistry, University of Kyrenia, Kyrenia, TRNC, Mersin-10, Turkey

E-mail: tolga.sakar@kyrenia.edu.tr

Pervin DABAJ

Education

DDS (2013) Dentistry, University of Kyrenia Faculty of Dentistry, TRNC

Academic Experience

Present Position: DDS., Department of Endodontics, Faculty of Dentistry, University of Kyrenia, TRNC

Membership in Professional Societies

2013-present Cyprus Turkish Dental Association

Language Ability

Turkish, English

Selected Publications

- Celikten, B., Tufenkci, P., Aksoy, U., Kalender, A., Kermeoglu, F., Dabaj, P., Orhan, K. (February 2016). Cone Beam CT Evaluation of Mandibular Molar Root Canal Morphology in a Turkish Cypriot Population. Clinical Oral Investigations.
- Celikten, B., Orhan, K., Aksoy, U., Tufenkci, P., Kalender, A., Basmaci, F., Dabaj, P. (January 2016). Cone-Beam CT Evaluation of Root Canal Morphology of Maxillary and Mandibular Premolars in a Turkish Cypriot Population. BDJ Open

Current Research Interests

- Ni-Ti Rotary Instruments
- MTA
- Restoration of Endodontic Treated Teeth
- Endodontic Complications

Address

Department of Endodontics, Faculty of Dentistry, University of Kyrenia, Kyrenia, TRNC , Mersin-10, Turkey,

e-mail: pervin.dabaj@kyrenia.edu.tr

Burcu GÜNAL ABDULJALIL

Education

DDS (2012) Dentistry, Hacettepe University Faculty of Dentistry, Turkey

Academic Experience

Present Position: DDS., Department of Prosthodontics, Faculty of Dentistry, University of Kyrenia, TRNC

Membership in Professional Societies

-

Language Ability

Turkish, English

Selected Publications

Conference Publications

- Durmayuksel, M.T., **Gunal, B.** ve Ulusoy, M. (April, 2014). Correcting the Facial Contour with Overdentures. [Poster]. *19th Congress of The Balkan Stomatological Society*, Belgrade, Serbia.
- Ozan, O., **Gunal, B.**, Bilginaylar, K. ve Yılmaz, H.G. (May, 2014). Aesthetic Immediate Rehabilitation of Missing Maxillary Incisor. [Poster]. *20th TDA International Dental Congress*, Aydın, Turkey.

Current Research Interests

Supplementary Selected Publications

- Gunal, B., Ulusoy, M.M., Durmayuksel, M.T. and Kurtulmuş-Yılmaz, S. (2015). Evaluation of Ceramic Abutments in Mechanical, Biological and Esthetical Perspective. *The Journal of Faculty of Dentistry of Atatürk University*, 10, 148-156.

Address

Department of Prosthodontics, Faculty of Dentistry, University of Kyrenia, Kyrenia, TRNC ,
Mersin-10, Turkey,

e-mail: burcu.gunal@kyrenia.edu.tr

Aida KURBANOVA

Degrees

Omsk State Universty / RUSSIA FEDERATION	Faculty of Dentistry	BACHELOR's (2011)
Moscow State University / RUSSIA FEDERATION	Faculty of Dentistry	Master Degree (2012)
Near East University / TRNC	Oral and Maxillofaciaol Radiology	Doctorate

Education

Russia Federation Ministry of Health and Social Development, Postgraduate Faculty Expertness and Internship Department 2011-2012

Daghestan State Pedagogy Univesty, Faculty of Foreign Languages, Turkish-English Department

Attended Scientific Project and Awards

Russia Federation Omsk 80. Final Scientific Conference.

1st Prize on the branch of "The social importance of Scientific Researches" April 2011

1st Prize Russia Federation Intercollegiate Olympics on the branch of "Teoric and practical applied kids dental treatment" February 2011

Published Poster Presentations

1. Kurbanova, A., Orhan, K. Incidence of stafne bone cavity in a Turkish Cypriot Population: A retrospective study. TDA 23rd International Dental Congress, İstanbul, Turkey, 21-24 September 2017, [Poster].

Adress

University of Kyrenia Faculty of Dentistry, Kyrenia, TRNC, Mersin 10 TURKEY

e-mail: aida.kurbanova@kyrenia.edu.tr

Berk KARADAĞLIOĞLU

Education

Near East University Faculty of Dentistry 2009-2015

Near East University Faculty of Dentistry, Department of Restorative Treatment (PhD. Student)

Present Position

Research Assistant, University of Kyrenia

Language Ability

Turkish, English

Address

Department of Restorative Treatment, Faculty of Dentistry, University of Kyrenia, Kyrenia, TRNC, Mersin-10, Turkey, e-mail: berk.karadaglioglu@kyrenia.edu.tr

14. PHOTOGRAPHS OF LABORATORIES AND CLINICS

Cast Laboratory





Preclinical Laboratory



















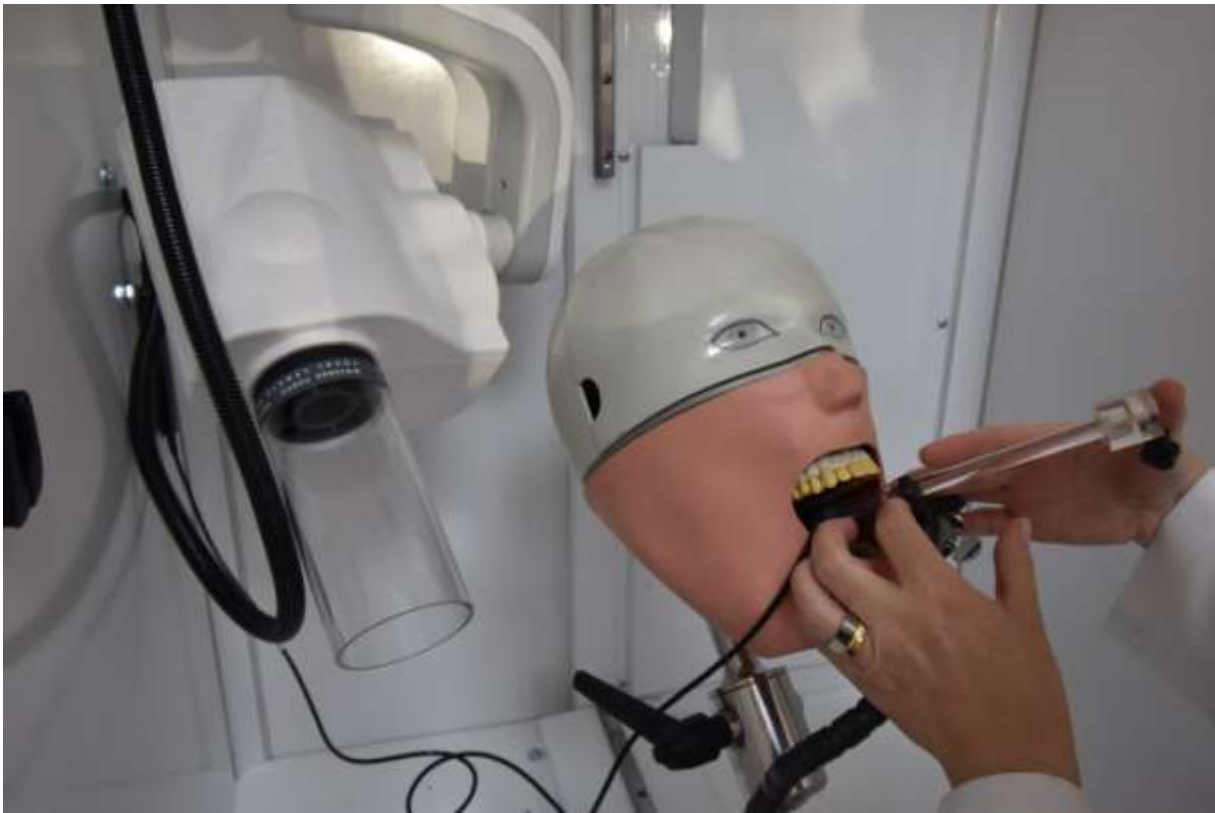


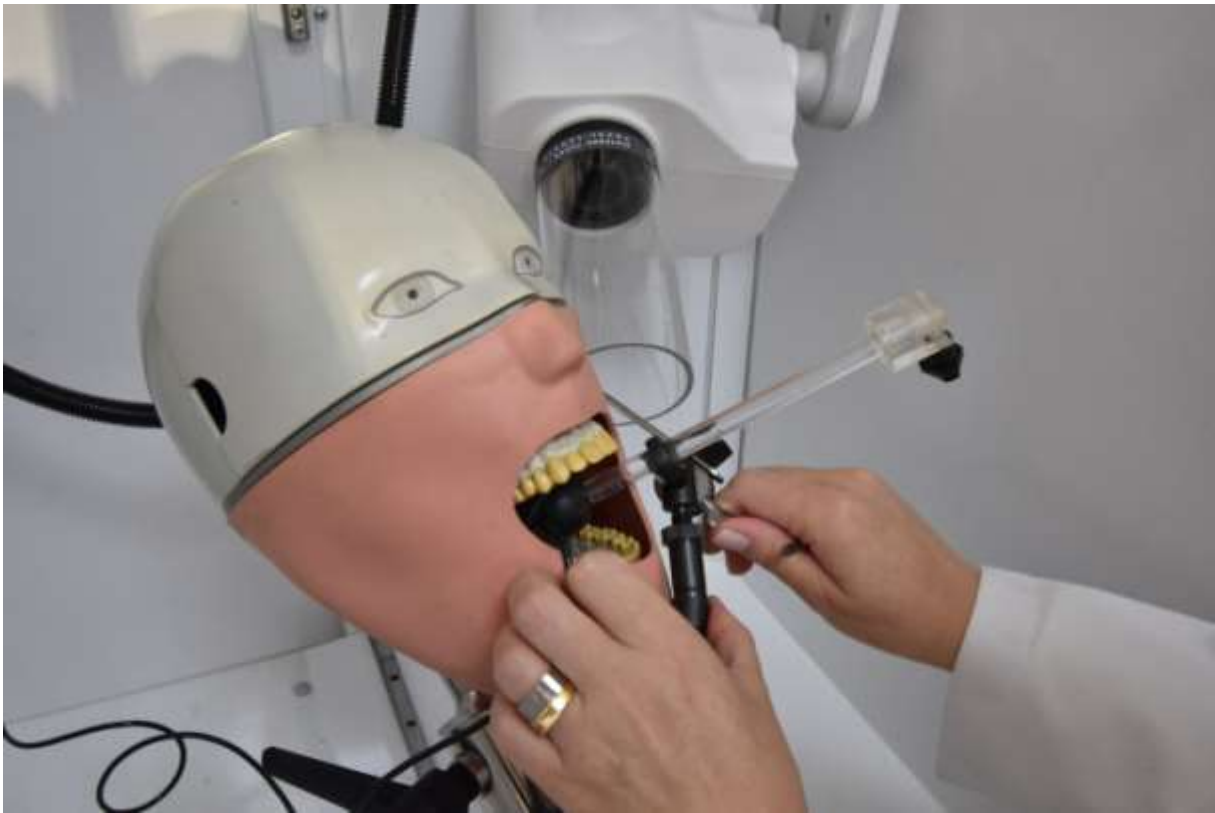


Phantom Simulation Laboratory















DENTAL HOSPITAL











Medicine And Dentistry Faculties - White Coat Ceremony – October 2017

